



## VPHC Color Classic POR/Futurity Show

September 1-3, 2017

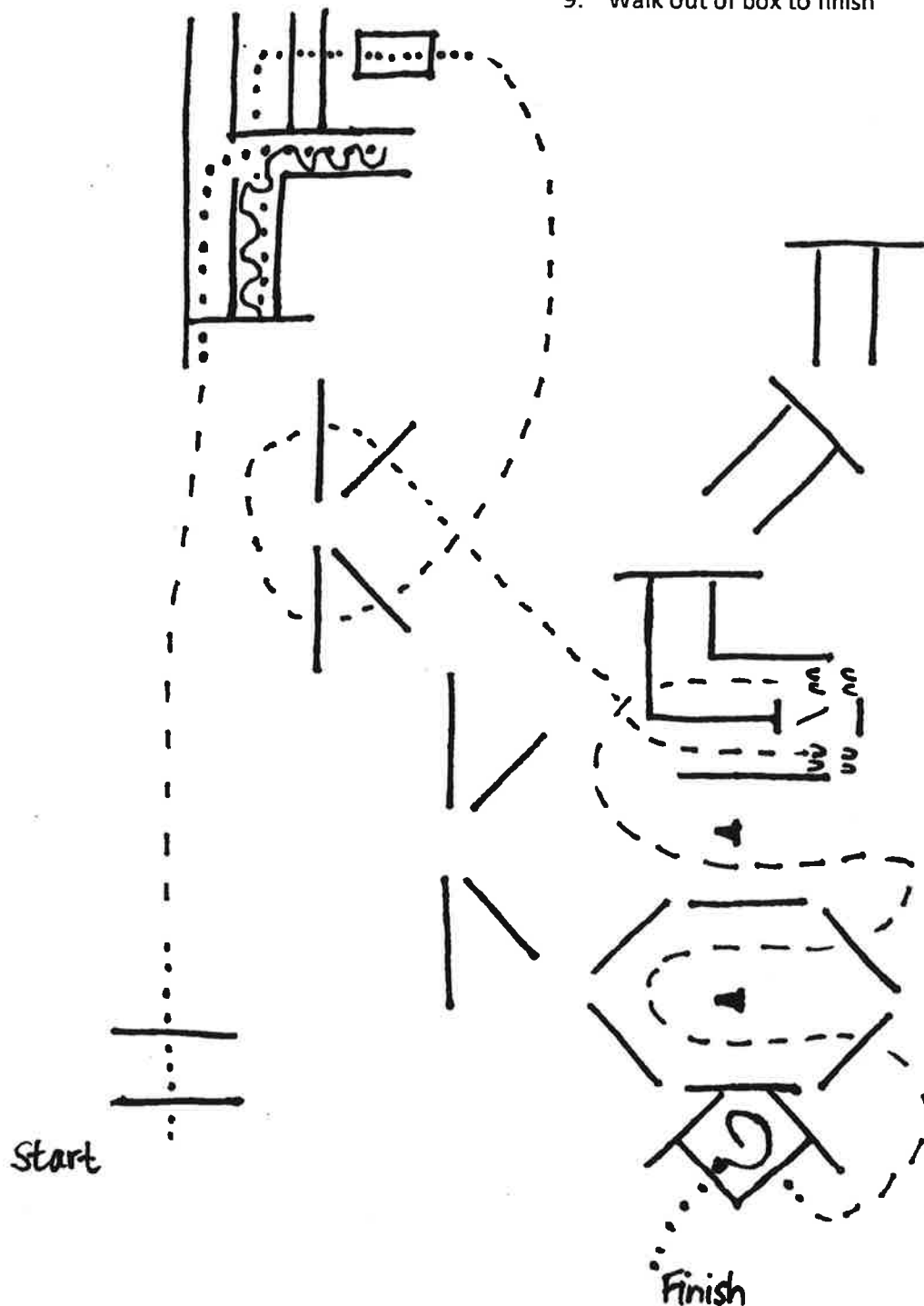
\* PATTERNS \*



# 2017 COLOR CLASSIC PAINT-O-RAMA/FUTURITY

## All In-Hand Trail

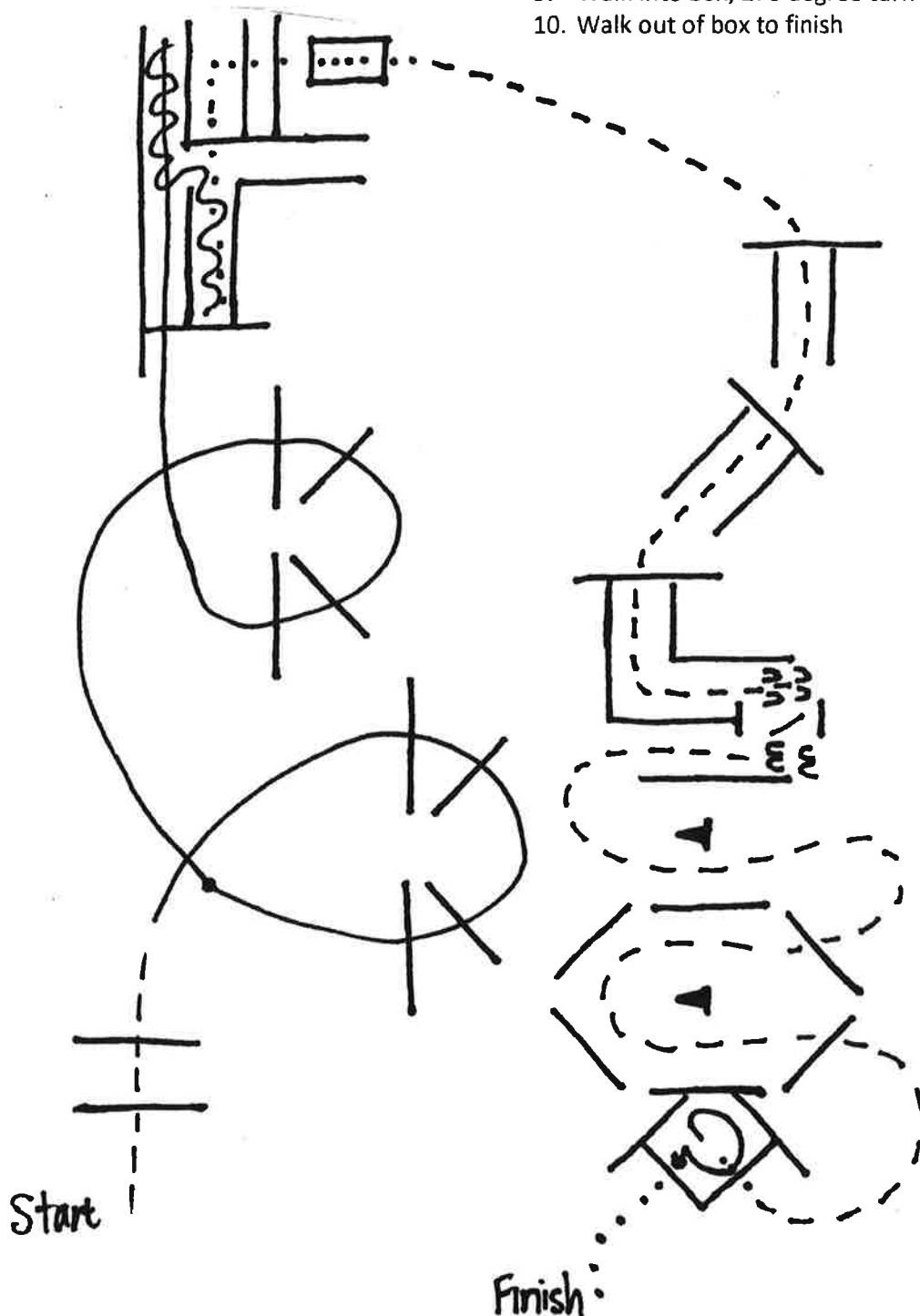
1. Walk over poles and jog
2. Walk into chute, back the "L"
3. Walk out of chute, over poles, over bridge
4. Jog over poles and into chute
5. Work left hand gate
6. Jog out of chute
7. Jog serpentine
8. Walk into box, 270 degree turn to right
9. Walk out of box to finish



# 2017 COLOR CLASSIC PAINT-O-RAMA/FUTURITY

Open, Youth, Amateur (and All-Age Futurity Class)  
All Walk/Trot (\*jog lope maneuvers)

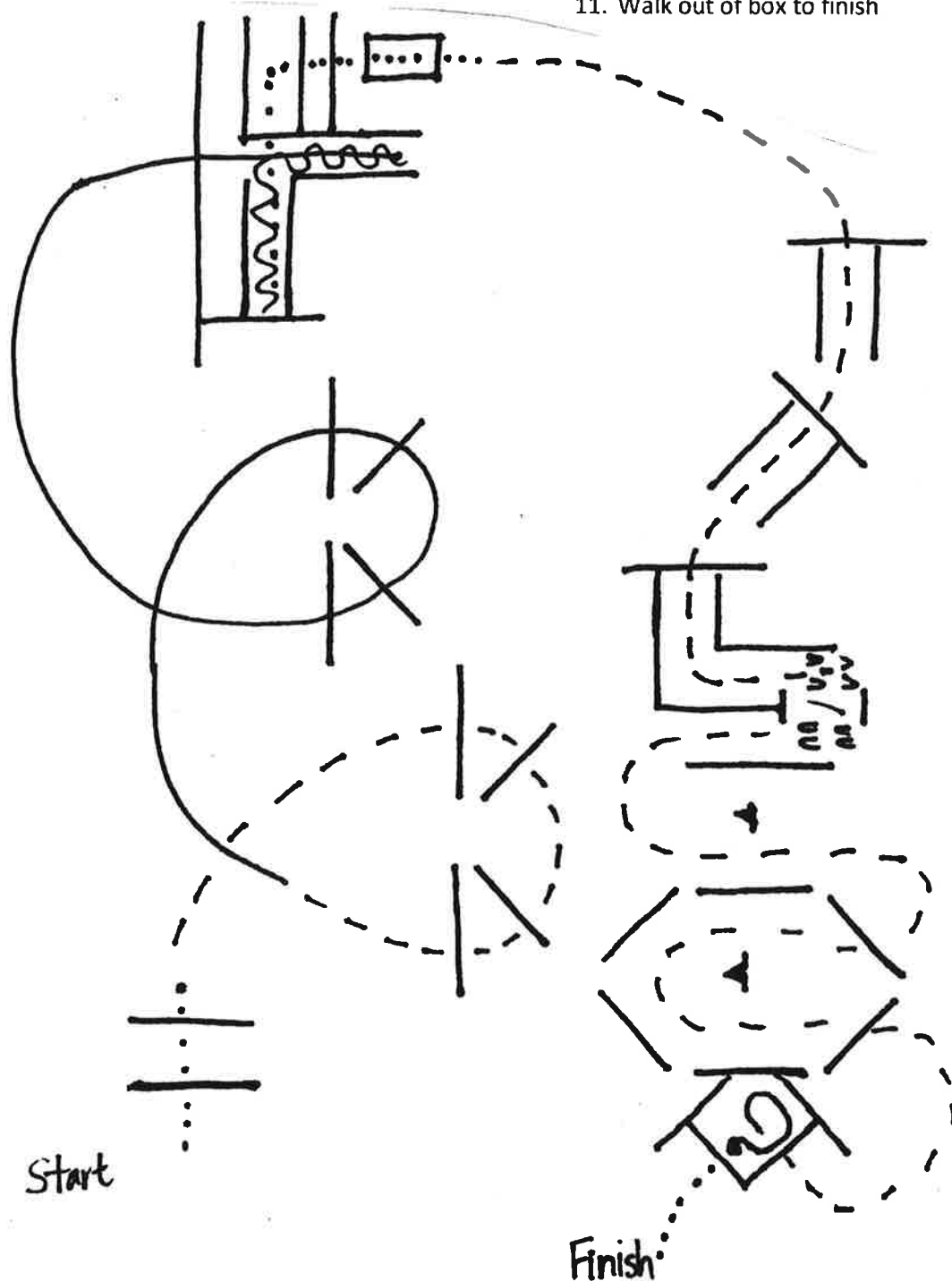
1. Jog over poles
2. Right lead lope over poles and into chute
3. Back broken line
4. Walk out of chute, over poles, over bridge
5. Jog over poles and into chute
6. Work right hand gate (\*Yth W/T will walk through gate)
7. Jog out of chute
8. Jog serpentine
9. Walk into box, 270 degree turn to right
10. Walk out of box to finish



# 2017 COLOR CLASSIC PAINT-O-RAMA/FUTURITY

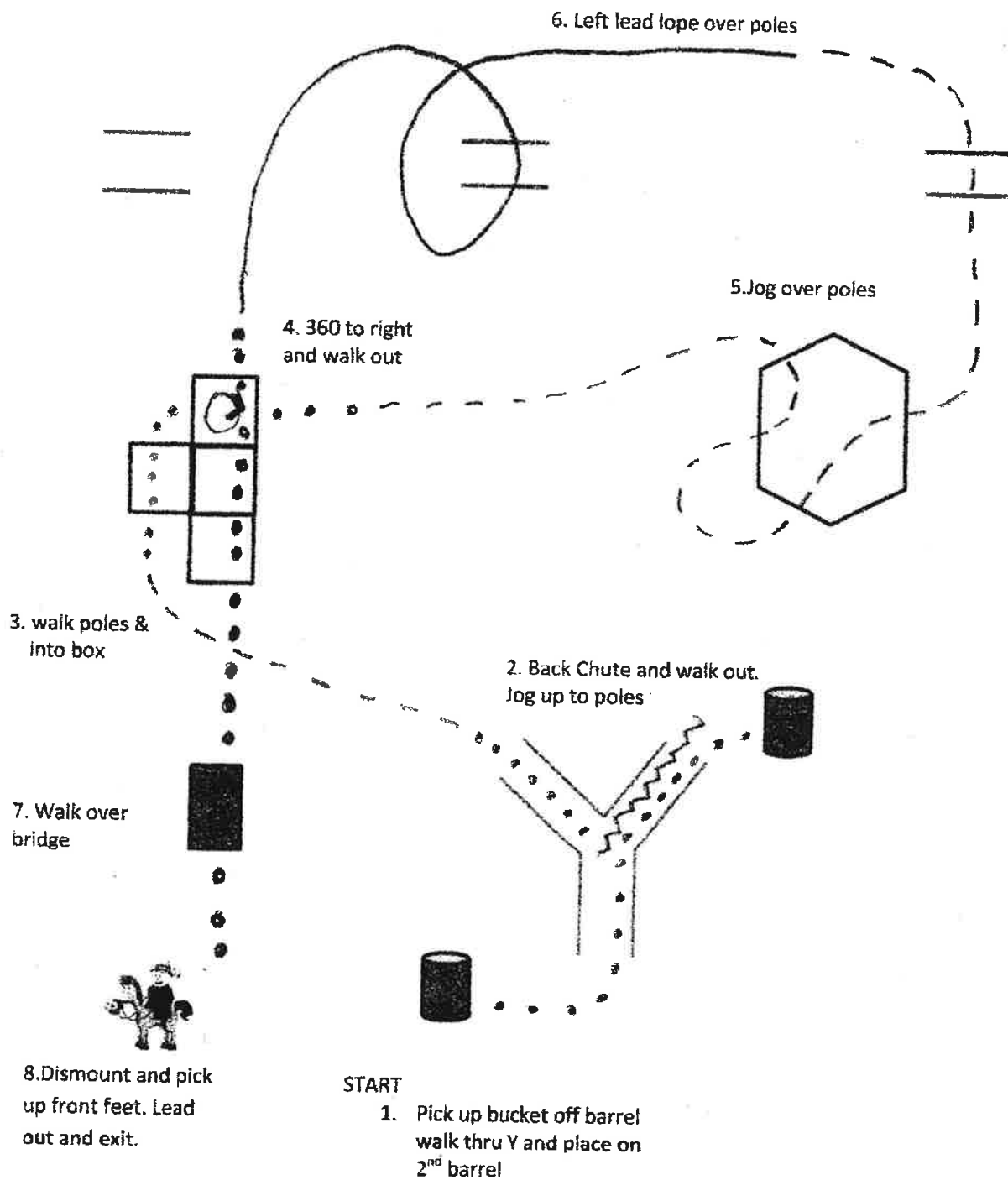
Green, Novice Youth, Novice Amateur, All SPB

1. Walk over poles
2. Jog over poles, pick up right lead
3. Lope over poles and into chute
4. Back the "L"
5. Walk out of chute, over poles, over bridge
6. Jog over poles and into chute
7. Work right hand gate
8. Jog out of chute
9. Jog serpentine
10. Walk into box, 270 degree turn to right
11. Walk out of box to finish



# 2017 COLOR CLASSIC PAINT-O-RAMA/FUTURITY

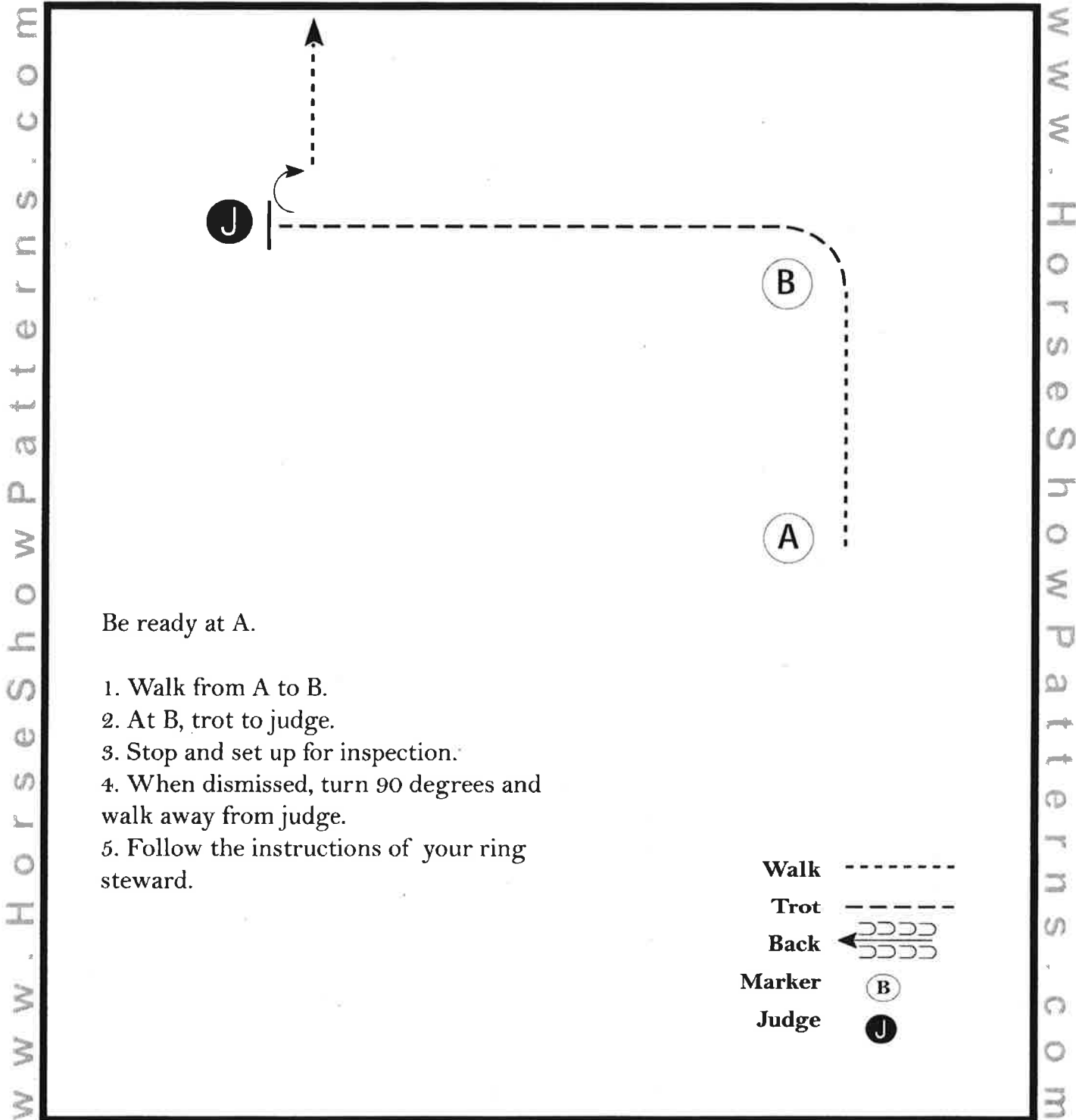
## All Ranch Trail



# 2017 COLOR CLASSIC PAINT-O-RAMA/FUTURITY

## Showmanship (WALK/TROT YOUTH/AM./SPB)

Show Date: SEPT. 1-3, 2017



[S/WT-11]

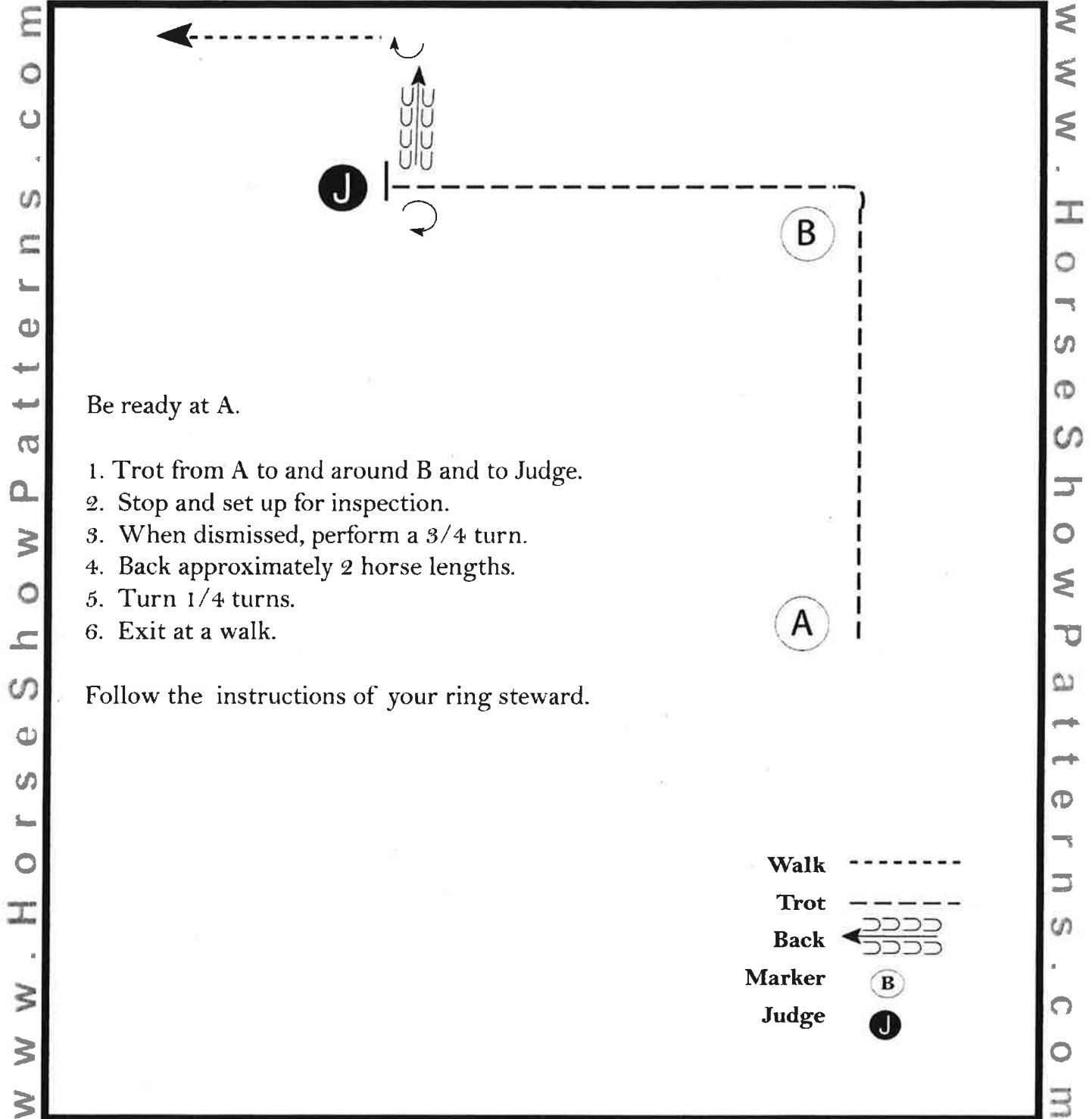
Pattern Provided by:

**THE JUDGES**

# 2017 COLOR CLASSIC PAINT-O-RAMA/FUTURITY

## Showmanship (NOVICE YOUTH/NOVICE AMATEUR) - all SPB

Show Date: SEPT. 1-3, 2017



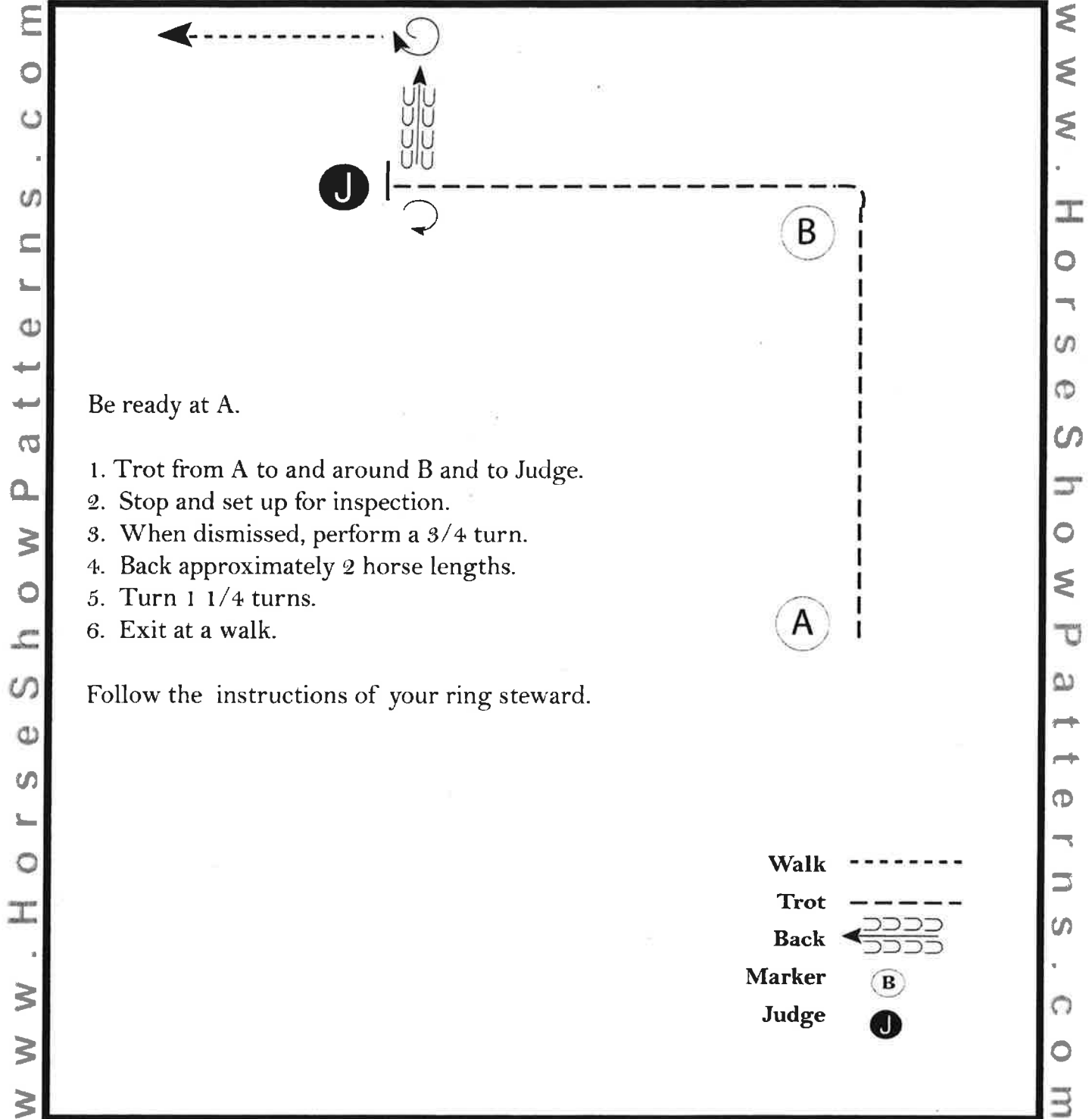
[S/2-38]

Pattern Provided by:  
**THE JUDGES**

# 2017 COLOR CLASSIC PAINT-O-RAMA/FUTURITY

## SHOWMANSHIP (YOUTH/AMATEUR)

Show Date: SEPT. 1-3, 2017



[S/3-38]

Pattern Provided by:

**THE JUDGES**



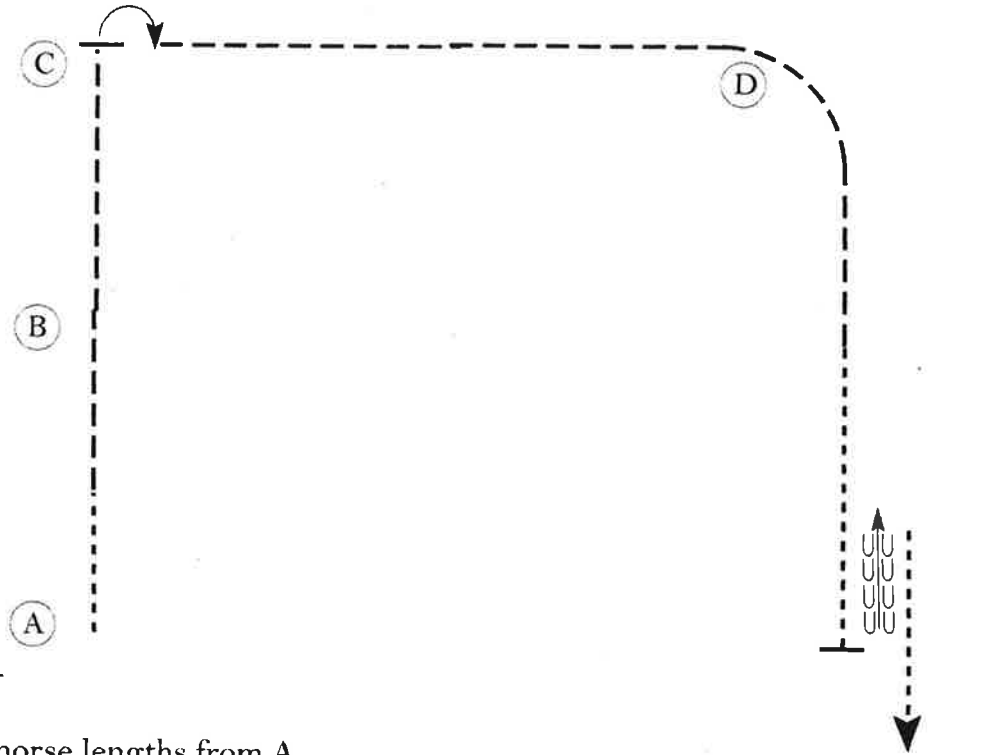
# 2017 COLOR CLASSIC PAINT-O-RAMA/FUTURITY

## EQUITATION (ALL WALK-TROT CLASSES)

Show Date: SEPT. 1-3, 2017

www.HorseShowPatterns.com

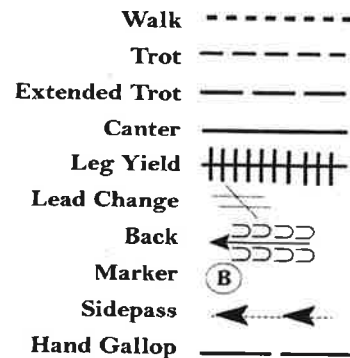
www.HorseShowPatterns.com



Be ready at A.

1. Walk two horse lengths from A.
2. Posting trot on the right diagonal to C.
3. Stop at C and perform a 90 degree turn on the hindquarters to the right.
4. Trot on the left diagonal to and around D.
5. When even with B, begin to walk.
6. Stop when even with A and back approximately one horse length.

Walk away from D and follow the instructions of your ring steward.



[HSE/WT-44]

Pattern Provided by:

**THE JUDGES**

# 2017 COLOR CLASSIC PAINT-O-RAMA/FUTURITY

## EQUITATION (NOVICE YOUTH/NOVICE AMATEUR)-all SPB

Show Date: SEPT. 1-3, 2017

www.HorseShowPatterns.com

www.HorseShowPatterns.com

Be ready at A.

1. Walk two horse lengths from A.
2. Sitting trot to B.
3. At B, trot a circle to the right on the left diagonal.
4. Continue trot to C.
5. Stop at C and perform a 270 degree turn on the hindquarters to the left.
6. Canter on the right lead to and around D.
7. When even with B, begin a posting trot on the right diagonal.
8. Stop when even with A and back approximately one horse length.

Walk away from D and follow the instructions of your ring steward.

Walk	-----
Trot	-----
Extended Trot	-----
Canter	-----
Leg Yield	
Lead Change	
Back	←←←←
Marker	⊙
Sidepass	←→
Hand Gallop	-----

[HSE/2-44]

**Pattern Provided by:**  
**THE JUDGES**

# 2017 COLOR CLASSIC PAINT-O-RAMA/FUTURITY

## EQUITATION (YOUTH/AMATEUR)

Show Date: SEPT. 1-3, 2017

www.HorseShowPatterns.com

www.HorseShowPatterns.com

Be ready at A.

1. Walk two horse lengths from A.
2. Sitting trot to B.
3. Canter a circle to the right at B.
4. Posting trot on the left diagonal to C.
5. Stop at C and perform a 270 degree turn on the forehand to the left.
6. Canter on the left lead to and around D.
7. When even with B, begin a posting trot on the right diagonal.
8. Stop when even with A and back approximately one horse length.

Walk away from D and follow the instructions of your ring steward.

Walk	-----
Trot	- - - - -
Extended Trot	=====
Canter	
Leg Yield	
Lead Change	
Back	←←←←←
Marker	← (B) ←
Sidepass	←←←←←
Hand Gallop	-----

[HSE/3-44]

Pattern Provided by:

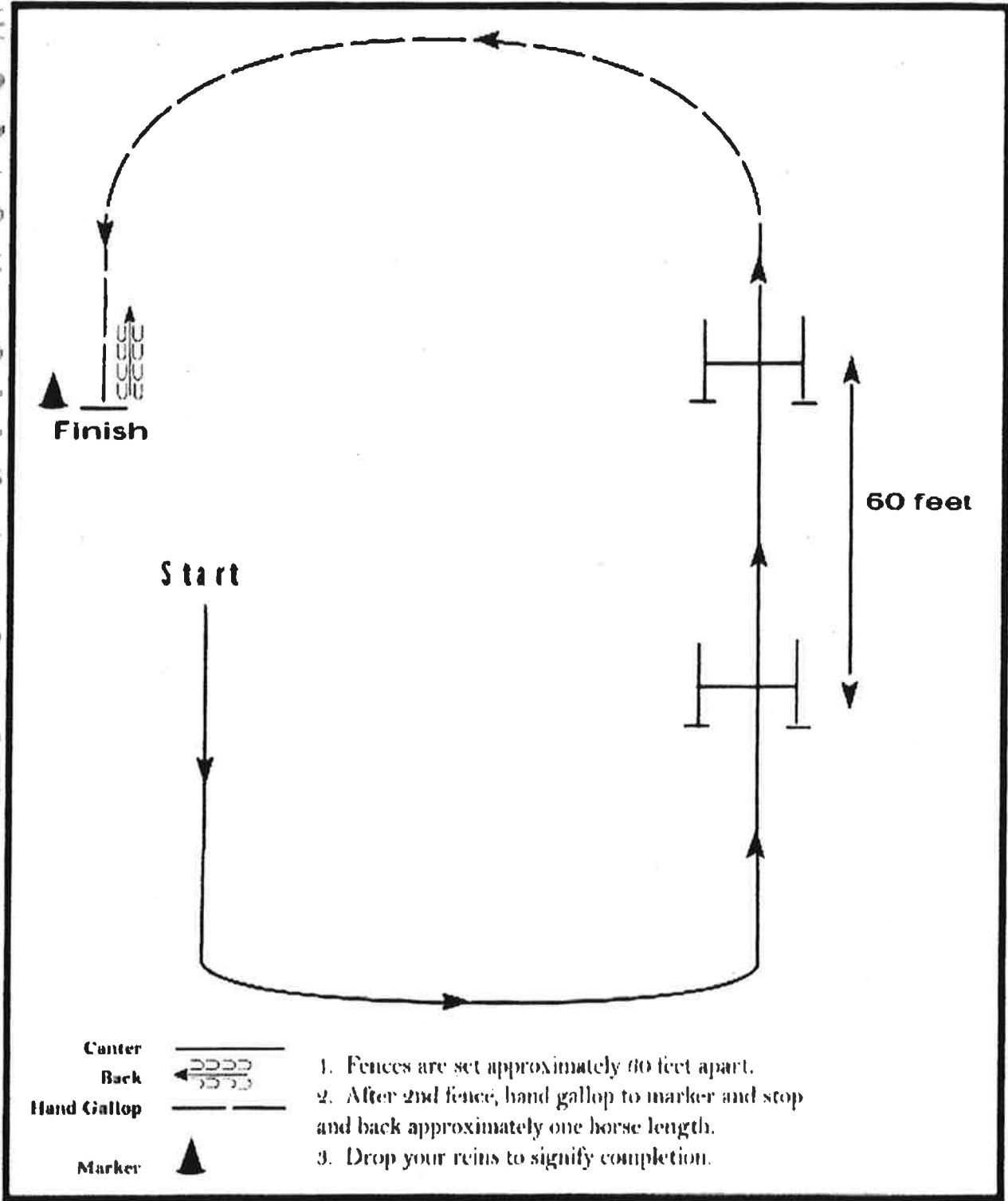
**THE JUDGES**

# 2017 COLOR CLASSIC PAINT-O-RAMA/FUTURITY

## Hunter Hack (All)

www.HorseShowPatterns.com

www.HorseShowPatterns.com

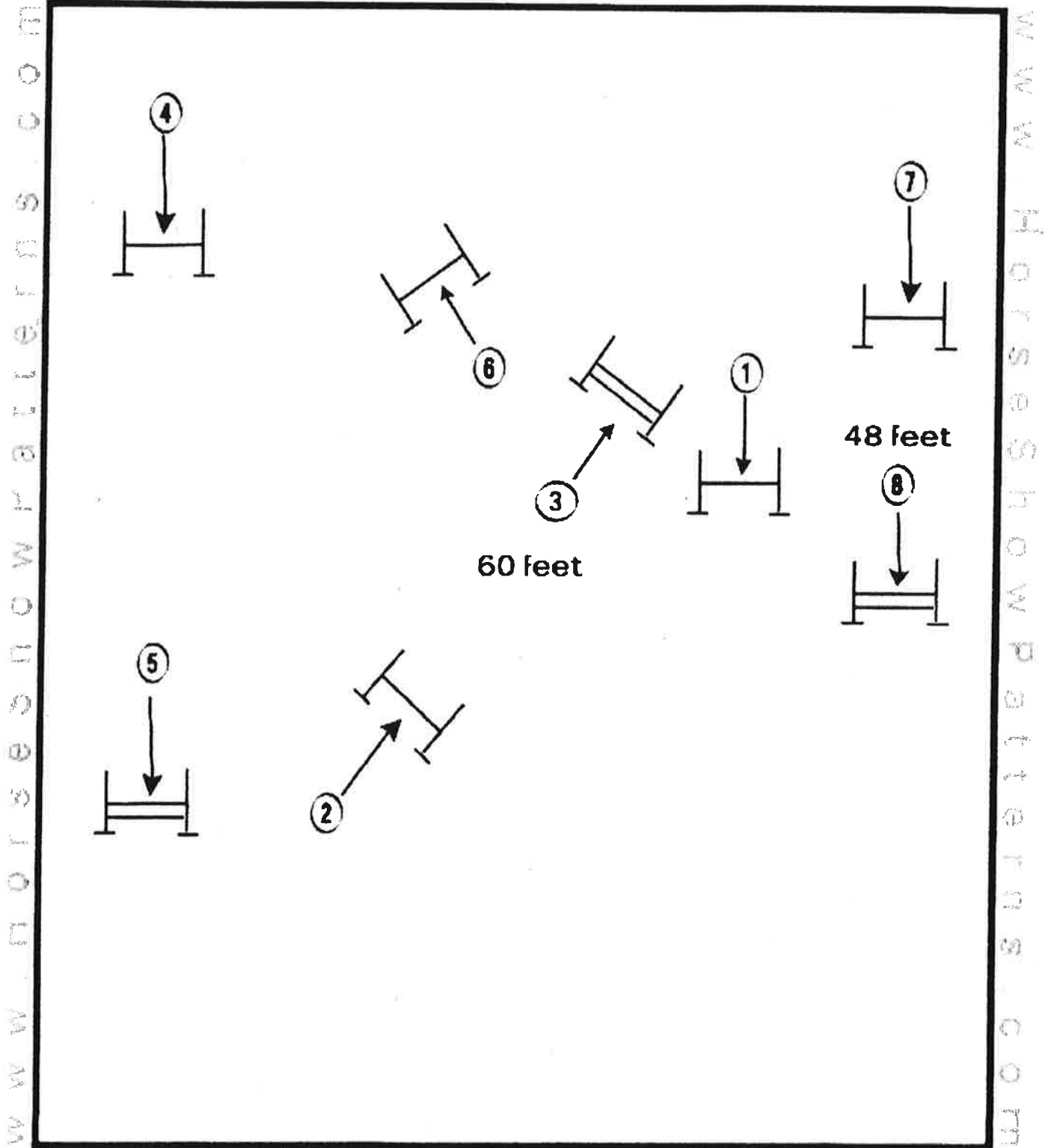


Pattern Provided by:

[HH/60-6]

# 2017 COLOR CLASSIC PAINT-O-RAMA/FUTURITY

Working Hunter (All)



Pattern Provided by:

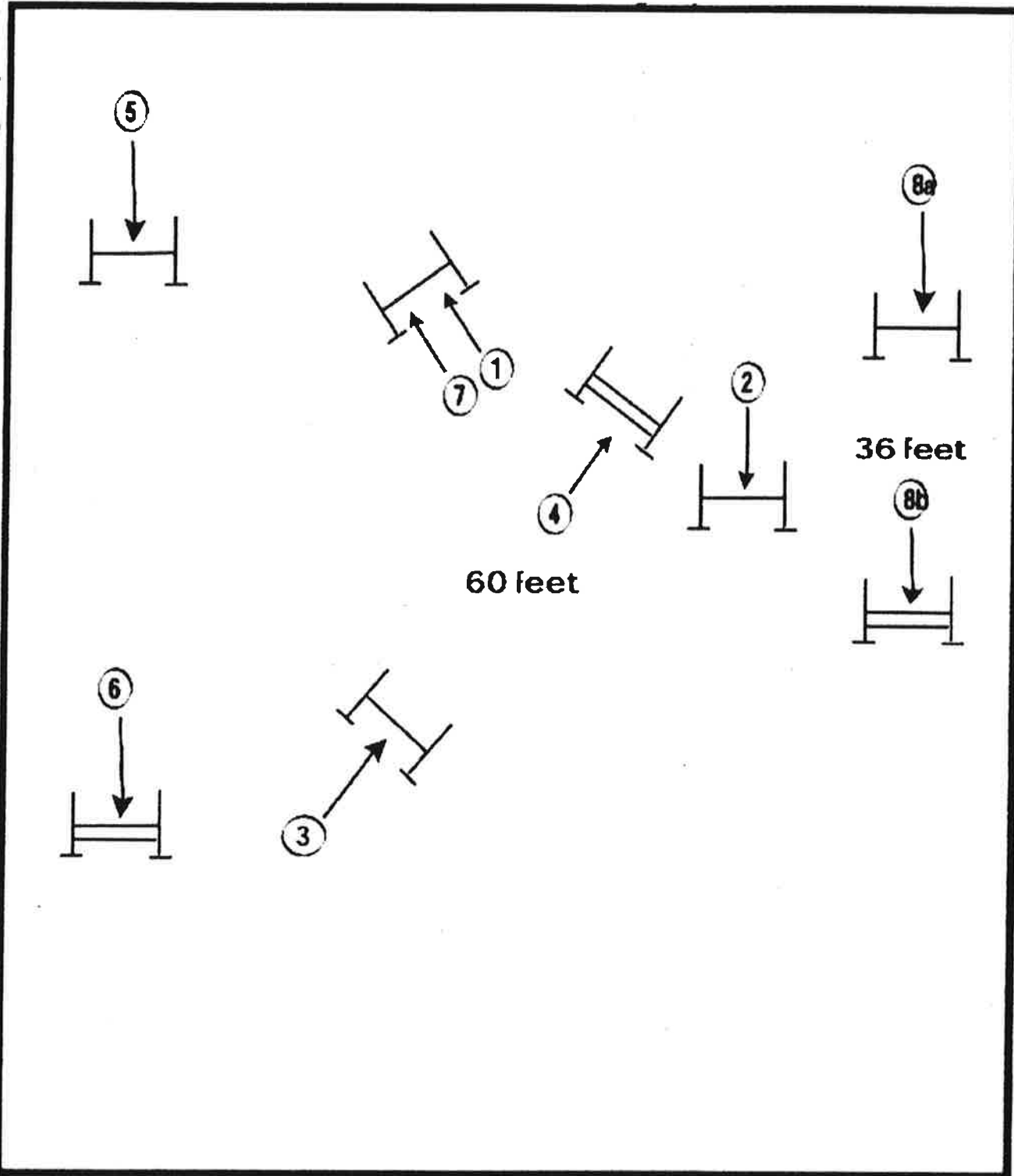
[WH/O-8]

# 2017 COLOR CLASSIC PAINT-O-RAMA/FUTURITY

## Hunt Seat Equitation Over Fences (All)

w w w . H o r s e S h o w P a t t e r n s . c o m

w w w . H o r s e S h o w P a t t e r n s . c o m



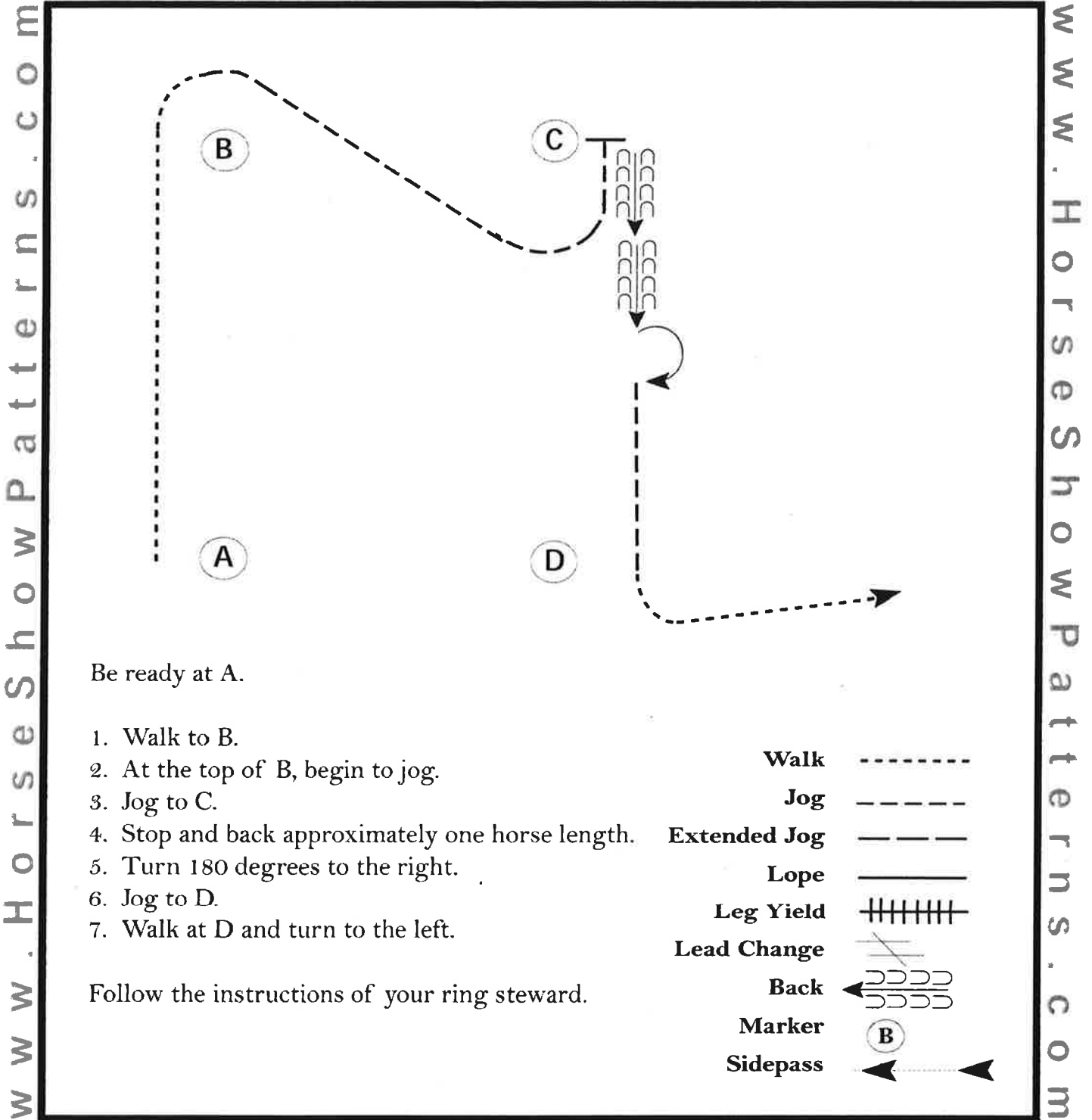
Pattern Provided by:

[WH/O-9]

# 2017 COLOR CLASSIC PAINT-O-RAMA/FUTURITY

## HORSEMANSHIP (ALL WALK-TROT)

Show Date: SEPT. 1-3, 2017



Be ready at A.

1. Walk to B.
2. At the top of B, begin to jog.
3. Jog to C.
4. Stop and back approximately one horse length.
5. Turn 180 degrees to the right.
6. Jog to D.
7. Walk at D and turn to the left.

Follow the instructions of your ring steward.

<b>Walk</b>	-----
<b>Jog</b>	- - - - -
<b>Extended Jog</b>	—————
<b>Lope</b>	—————
<b>Leg Yield</b>	
<b>Lead Change</b>	///
<b>Back</b>	← C C C C C
<b>Marker</b>	⊙ B
<b>Sidepass</b>	← ——— →

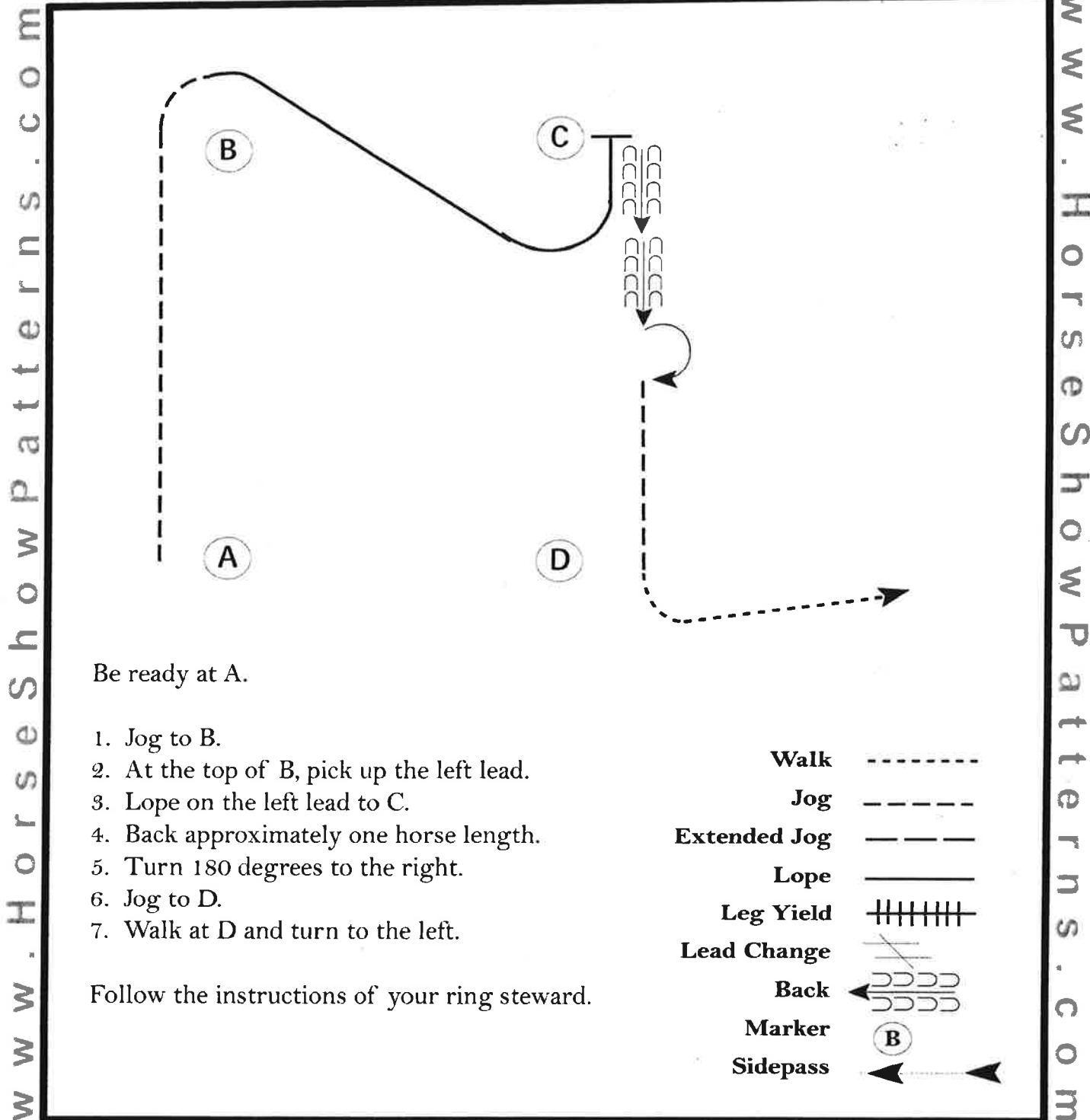
[WH/WT-52]

Pattern Provided by:  
**THE JUDGES**

# 2017 COLOR CLASSIC PAINT-O-RAMA/FUTURITY

## HORSEMANSHIP (NOVICE YOUTH/ NOVICE AMATEUR) - all SPB










Show Date: SEPT. 1-3, 2017



Be ready at A.

1. Jog to B.
2. At the top of B, pick up the left lead.
3. Lope on the left lead to C.
4. Back approximately one horse length.
5. Turn 180 degrees to the right.
6. Jog to D.
7. Walk at D and turn to the left.

Follow the instructions of your ring steward.

- Walk 
- Jog 
- Extended Jog 
- Lope 
- Leg Yield 
- Lead Change 
- Back 
- Marker 
- Sidepass 

[WH/1-52]

Pattern Provided by:

**THE JUDGES**



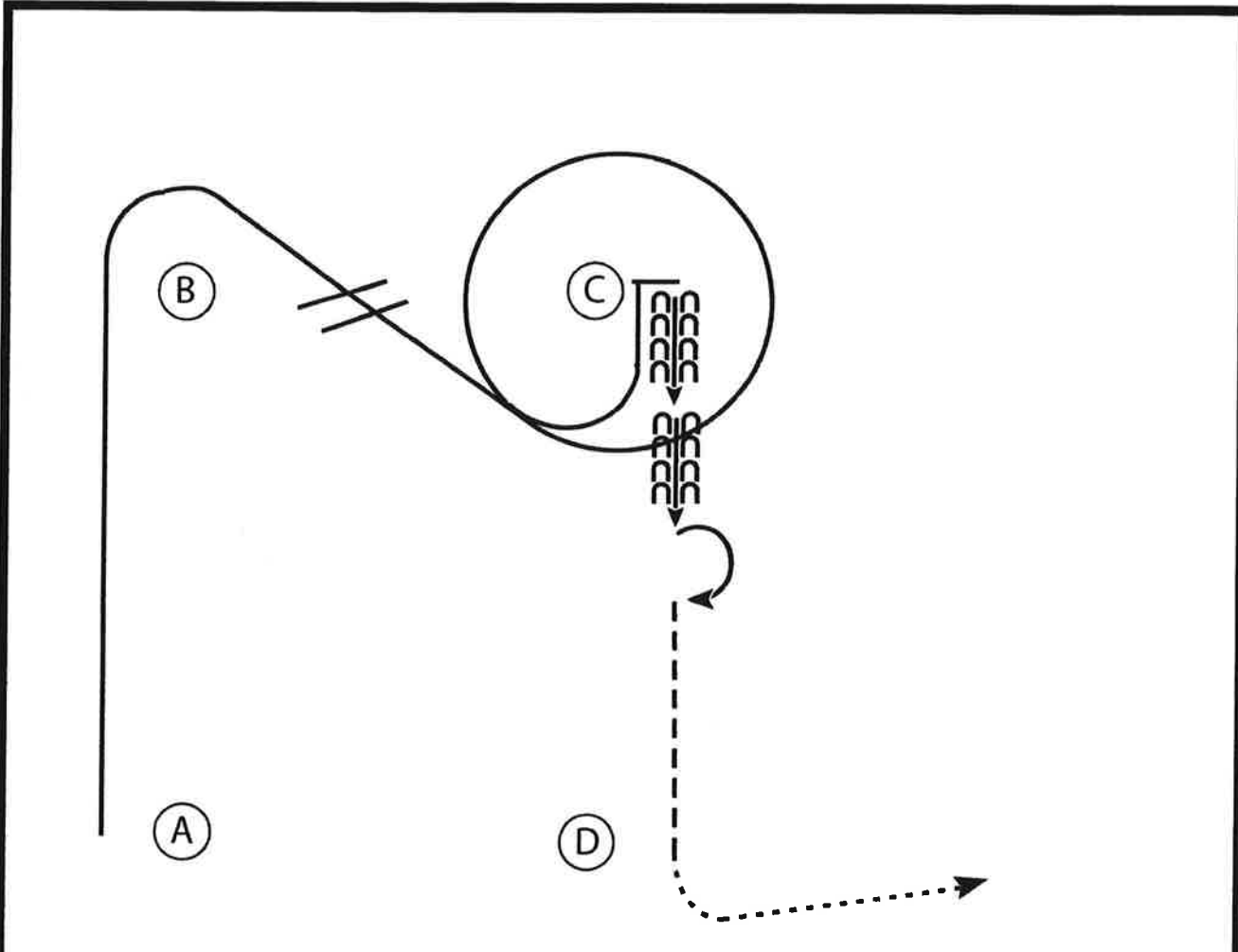
# 2017 COLOR CLASSIC PAINT-O-RAMA/FUTURITY

## HORSEMANSHIP ( YOUTH, AMATEUR )

Show Date: SEPT. 1-3, 2017

www.HorseShowPatterns.com

www.HorseShowPatterns.com



1. Start at A. Right lead lope around B.
2. Perform a simple or flying lead change to the left lead lope.
3. Lope a circle around C.
4. Stop when even with C.
5. Back five steps.
6. Perform a 180 degree turn to the right on the hindquarters.
7. Jog to D.
8. At D walk. Walk to the line-up.

Walk	.....
Jog	-----
Extended Jog	-----
Lope	—————
Leg Yield	
Lead Change	⋈
Back	← c c c c c ← c c c c c ← c c c c c
Marker	Ⓚ
Sidepass	← - - - - - ←

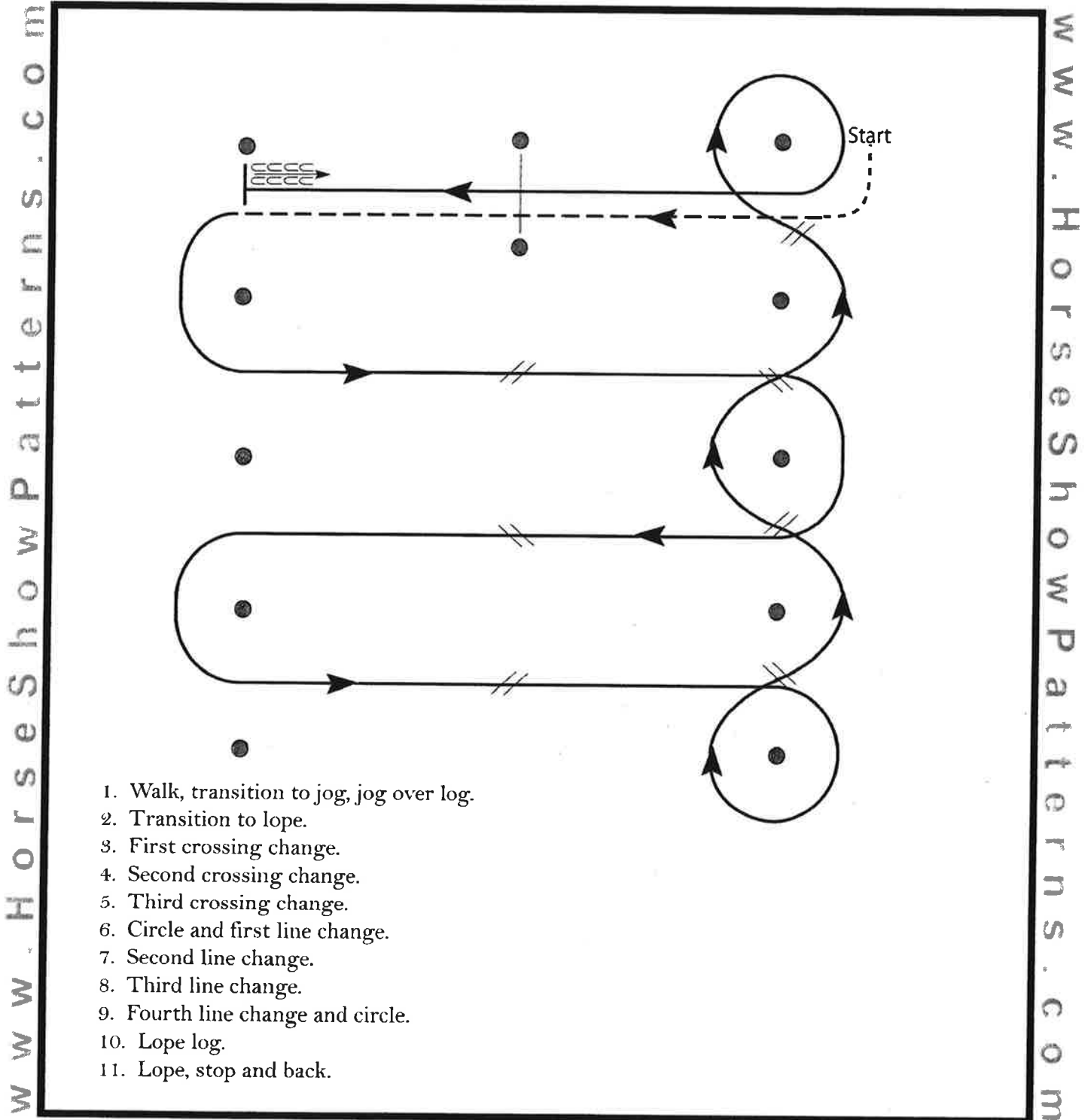
[WH/2-52]

**Pattern Provided by:**  
**THE JUDGES**

# 2017 COLOR CLASSIC PAINT-O-RAMA/FUTURITY

## Western Riding (YOUTH/AMATEUR/OPEN/SPB)

Show Date: SEPT. 1-3, 2017



Pattern Provided by:

**THE JUDGES**

[WR/OP-2]

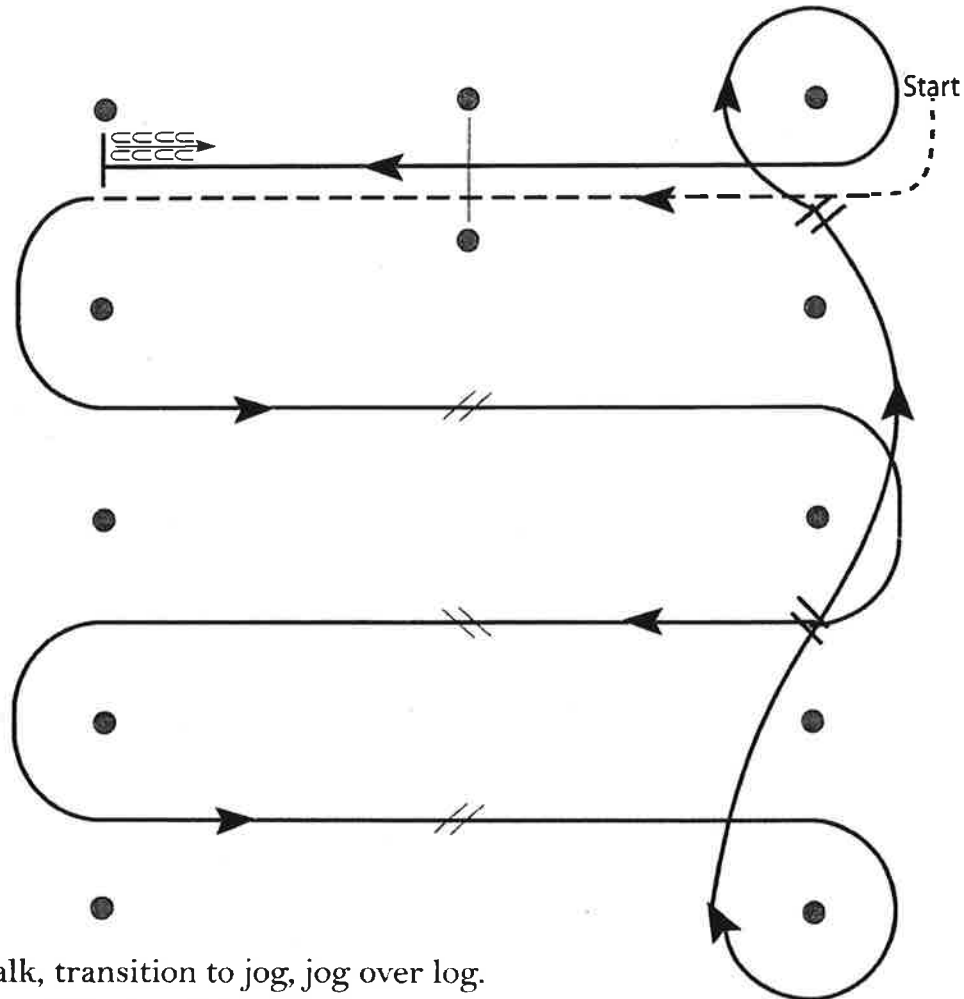
# 2017 COLOR CLASSIC PAINT-O-RAMA/FUTURITY

## Western Riding (GREEN)

Show Date: SEPT. 1-3, 2017

www.HorseShowPatterns.com

www.HorseShowPatterns.com



1. Walk, transition to jog, jog over log.
2. Transition to left lead lope.
3. First crossing change.
4. Second crossing change.
5. Third crossing change.
6. Circle and first line change.
7. Second line change and circle.
8. Lope log.
9. Stop and back.

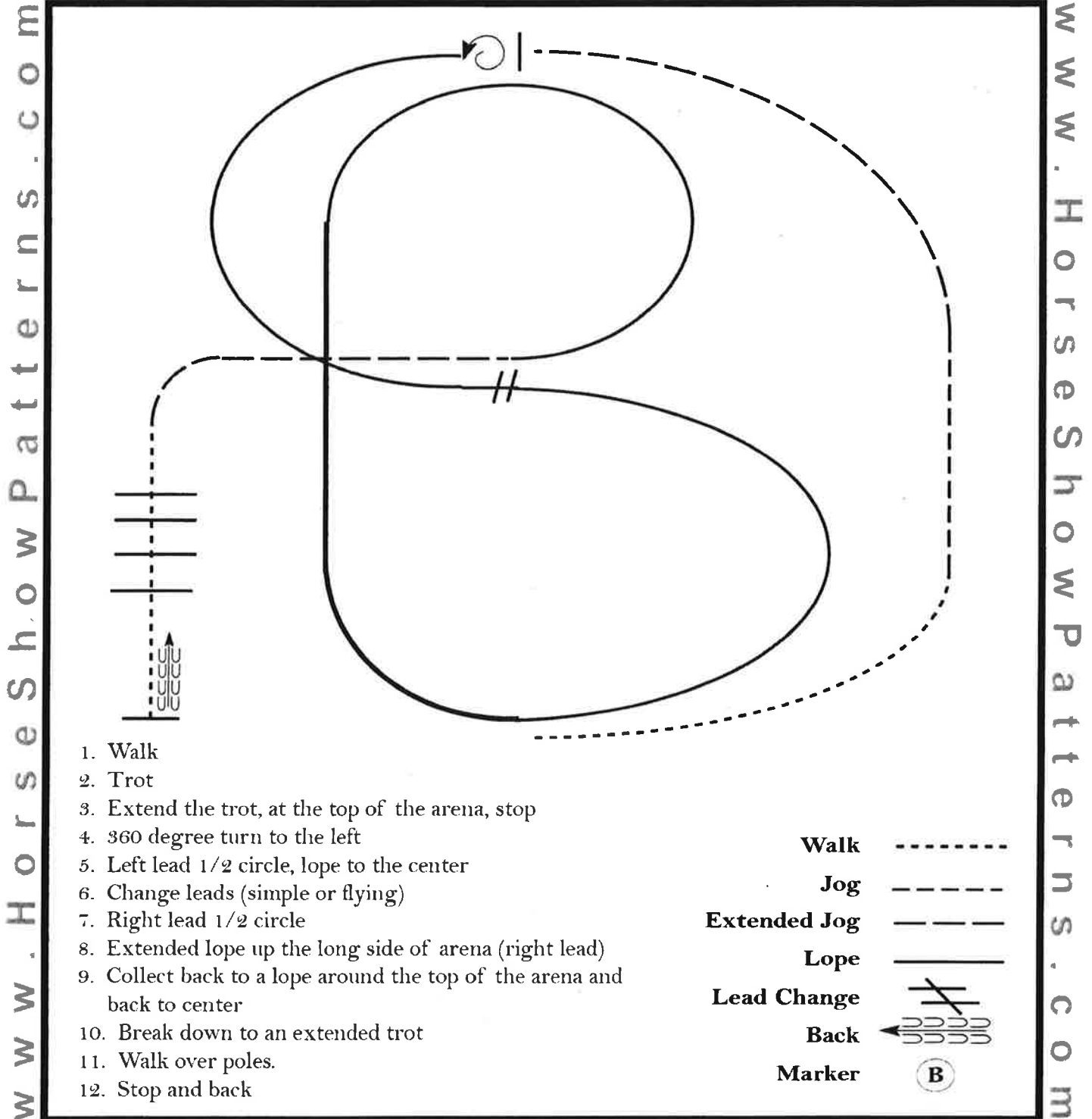
[WR/GP-2]

Pattern Provided by:  
**THE JUDGES**








# 2017 COLOR CLASSIC PAINT-O-RAMA/FUTURITY

## Ranch Riding (ALL CLASSES)

Show Date: SEPT. 1-3, 2017



1. Walk
2. Trot
3. Extend the trot, at the top of the arena, stop
4. 360 degree turn to the left
5. Left lead 1/2 circle, lope to the center
6. Change leads (simple or flying)
7. Right lead 1/2 circle
8. Extended lope up the long side of arena (right lead)
9. Collect back to a lope around the top of the arena and back to center
10. Break down to an extended trot
11. Walk over poles.
12. Stop and back

- Walk 
- Jog 
- Extended Jog 
- Lope 
- Lead Change 
- Back 
- Marker 

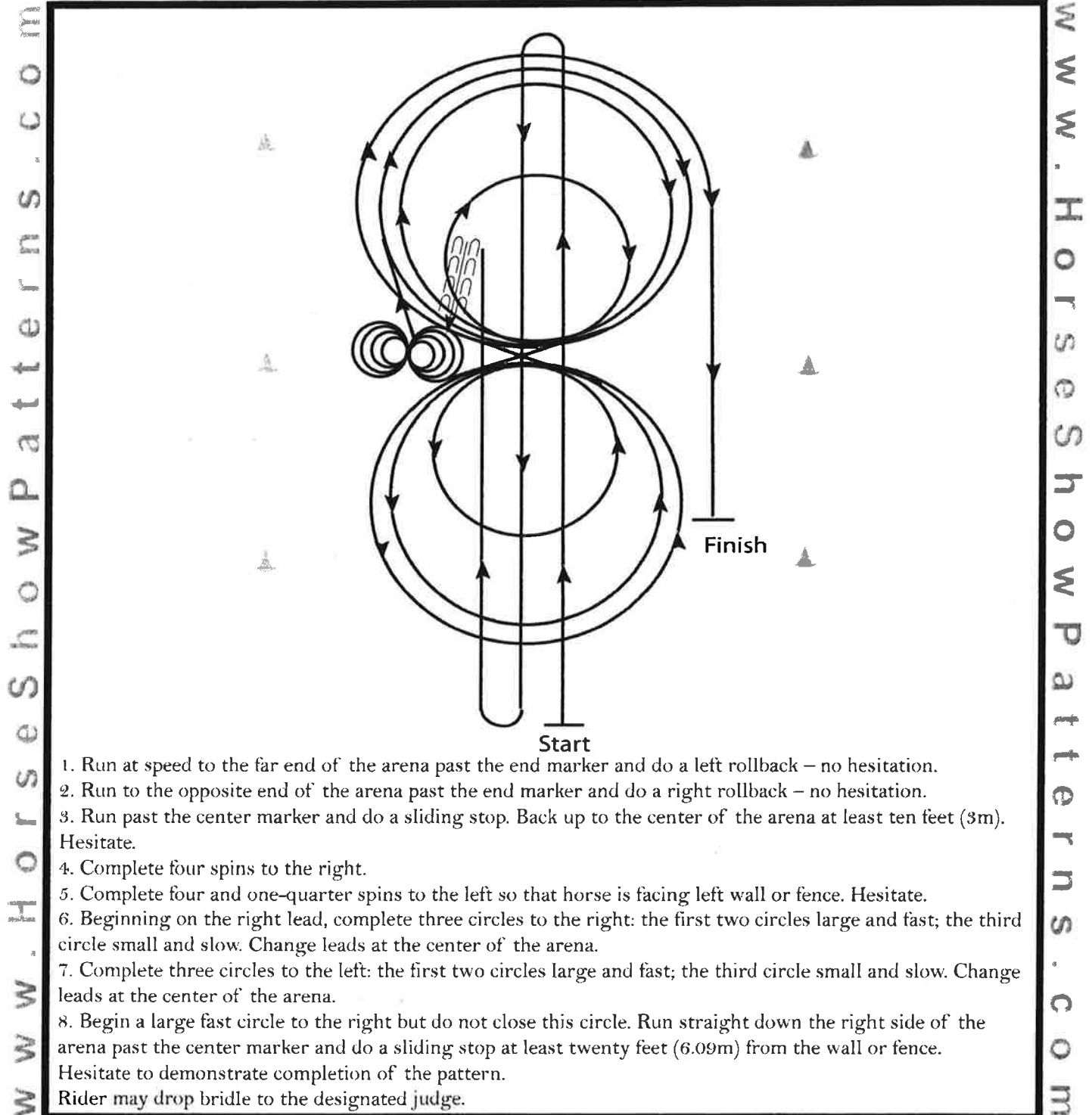
[RR/1]

Pattern Provided by:  
**THE JUDGES**

# 2017 COLOR CLASSIC PAINT-O-RAMA/FUTURITY

## ALL REINING CLASSES (ALL CLASSES)

Show Date: SEPT. 1-3, 2017



1. Run at speed to the far end of the arena past the end marker and do a left rollback – no hesitation.
2. Run to the opposite end of the arena past the end marker and do a right rollback – no hesitation.
3. Run past the center marker and do a sliding stop. Back up to the center of the arena at least ten feet (3m). Hesitate.
4. Complete four spins to the right.
5. Complete four and one-quarter spins to the left so that horse is facing left wall or fence. Hesitate.
6. Beginning on the right lead, complete three circles to the right: the first two circles large and fast; the third circle small and slow. Change leads at the center of the arena.
7. Complete three circles to the left: the first two circles large and fast; the third circle small and slow. Change leads at the center of the arena.
8. Begin a large fast circle to the right but do not close this circle. Run straight down the right side of the arena past the center marker and do a sliding stop at least twenty feet (6.09m) from the wall or fence. Hesitate to demonstrate completion of the pattern.  
Rider may drop bridle to the designated judge.

[R/AQHAP-7]

Pattern Provided by:

**THE JUDGES**