

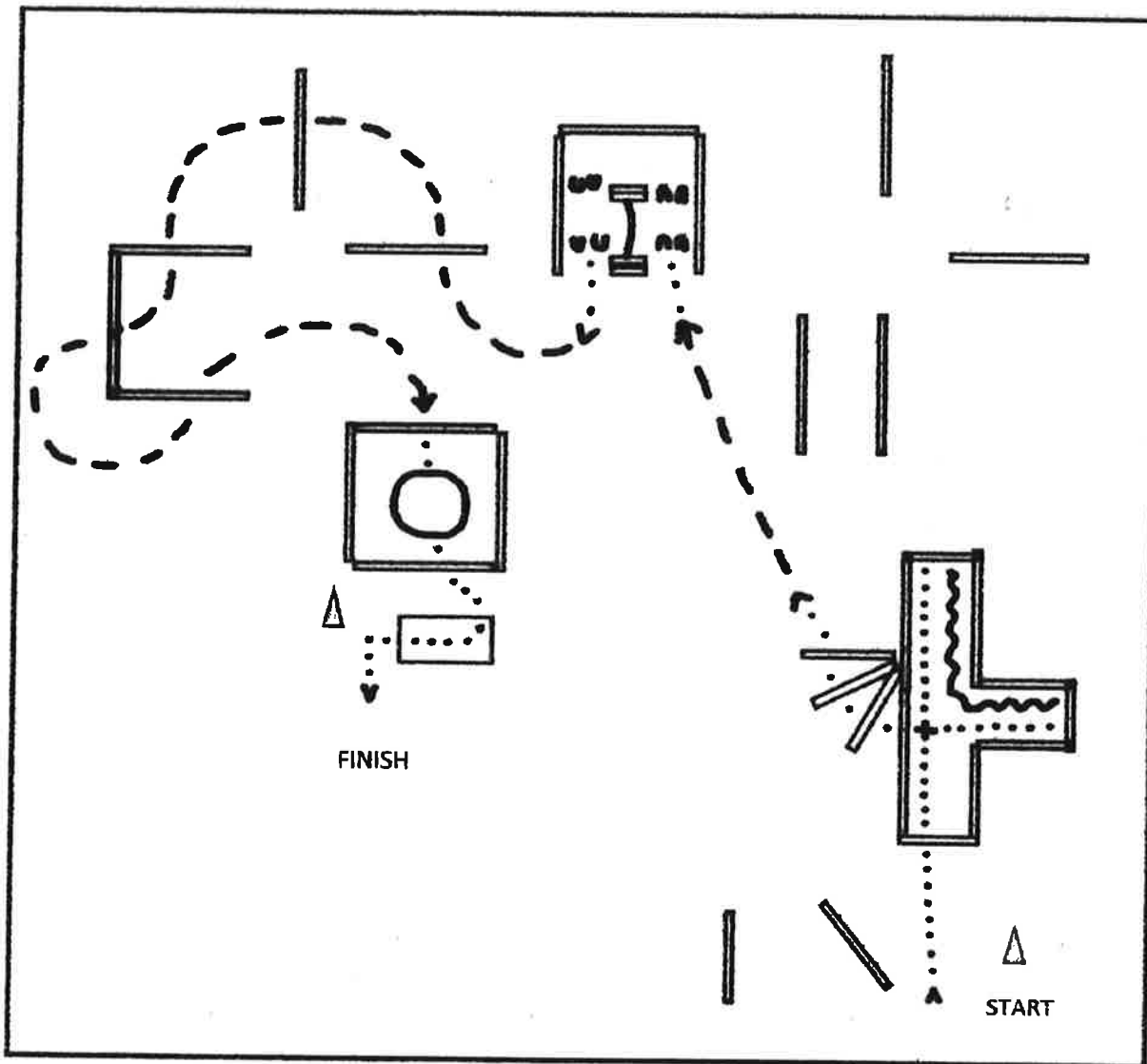
VPHC Color Classic Futurity / Paint-O-Rama

October 19-21, 2018

**** PATTERNS ****

2018 VPHC Color Classic Futurity Show

All In-Hand Trail



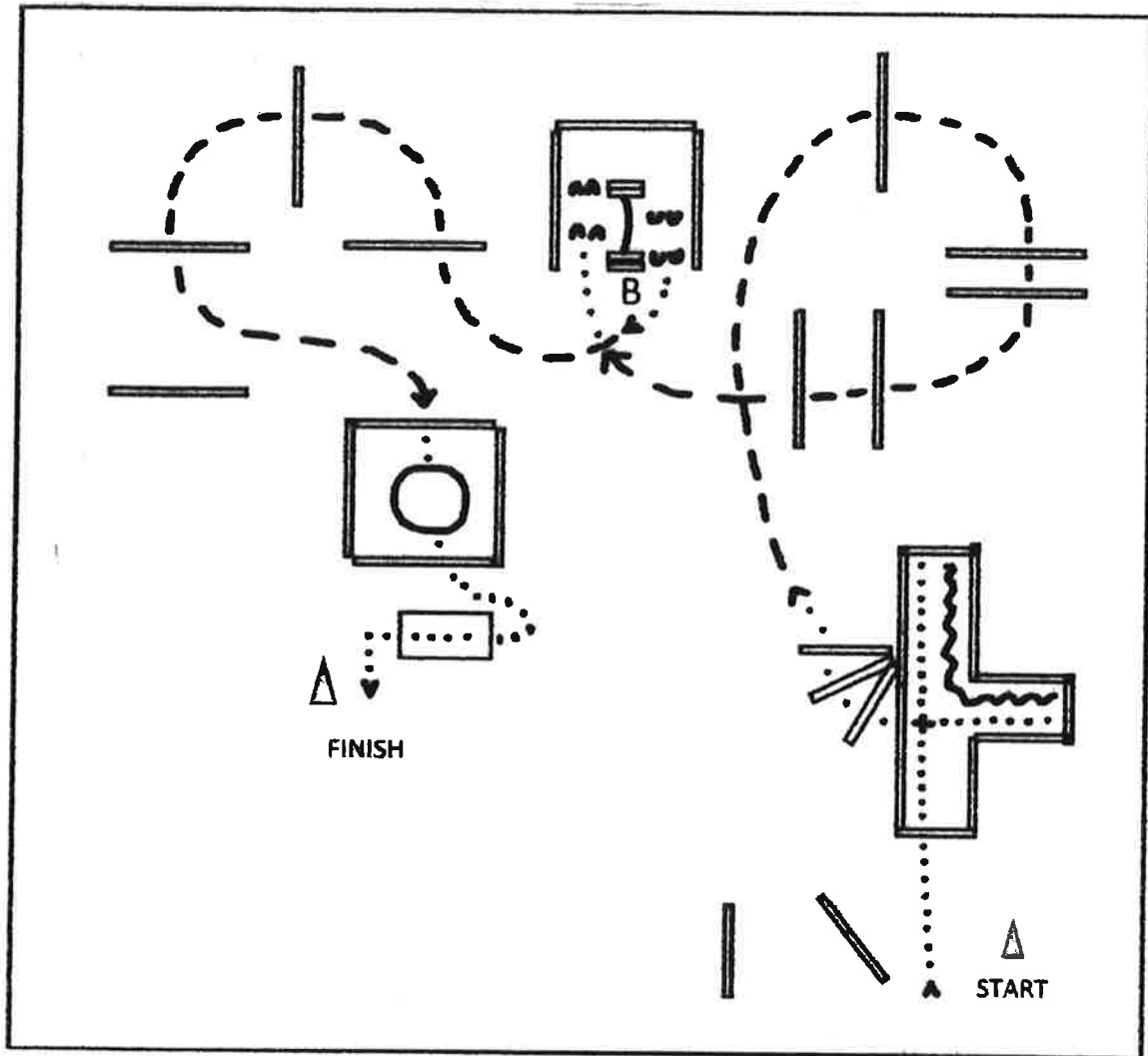
Start at cone

1. Walk into chute
2. Back L
3. Walk out over poles, jog to gate, walk up to gate,
4. Work gate, left hand walk through
5. Walk away from gate, jog over poles and up to box
6. Walk into box and turn 360° either direction, walk out
7. Walk over bridge

2018 VPHC Color Classic Futurity Show

All Walk/Trot classes

*see add'l notes below



Start at cone

1. Walk into chute

2. Back L

3. Walk out over poles

4. Jog over fan poles

5. Break to walk, walk to gate,

A. APHA Youth – Open gate and place on post B, Walk through OPEN gate

B. All Breed & APHA Am. – Work gate, right hand walk through

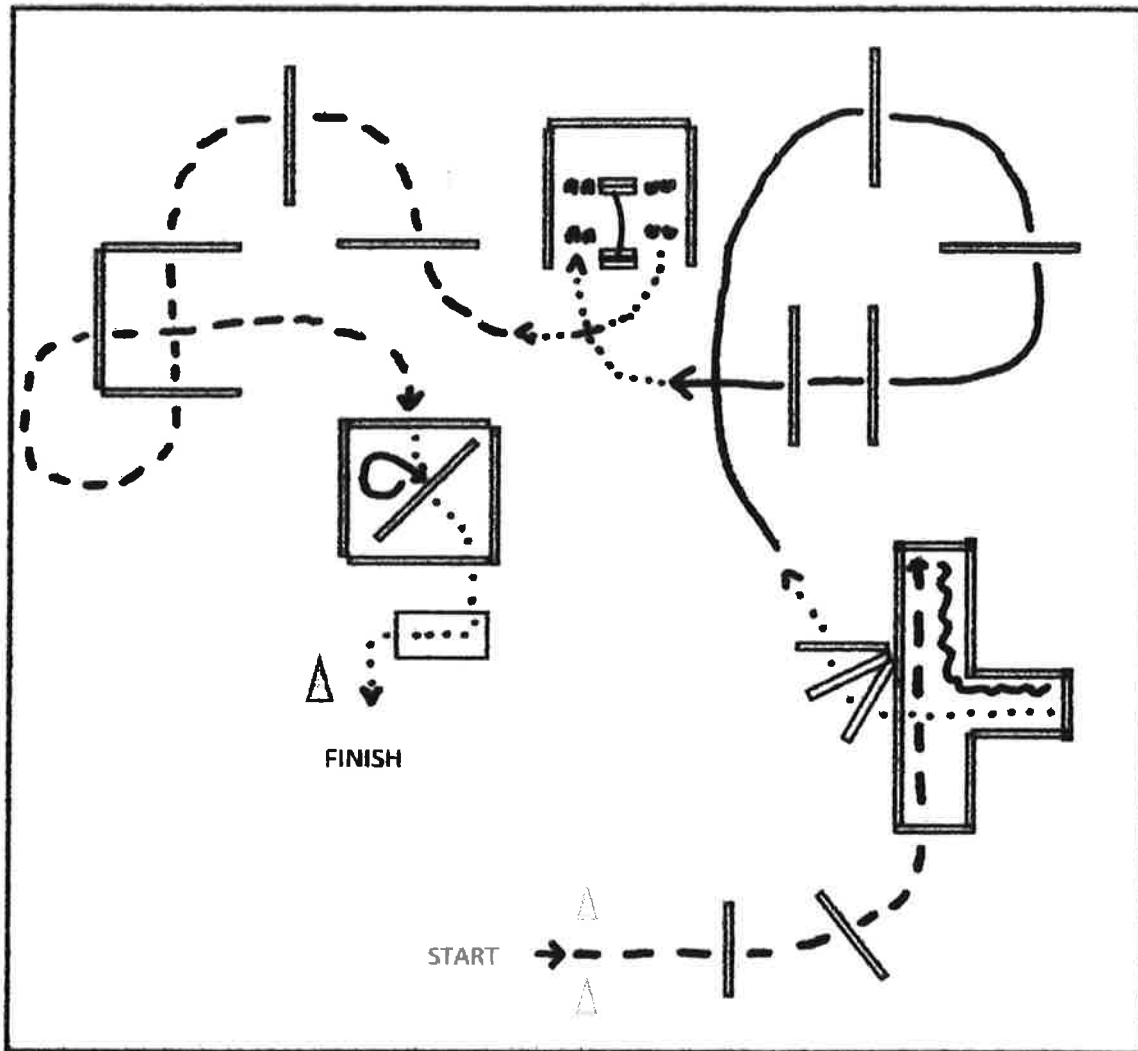
6. Walk away from gate, jog over poles and up to box

7. Walk into box and turn 360° either direction, walk out

8. Walk over bridge

2018 VPHC Color Classic Futurity Show

Green, Novice Youth, Novice Amateur
& All Breed Youth/Open

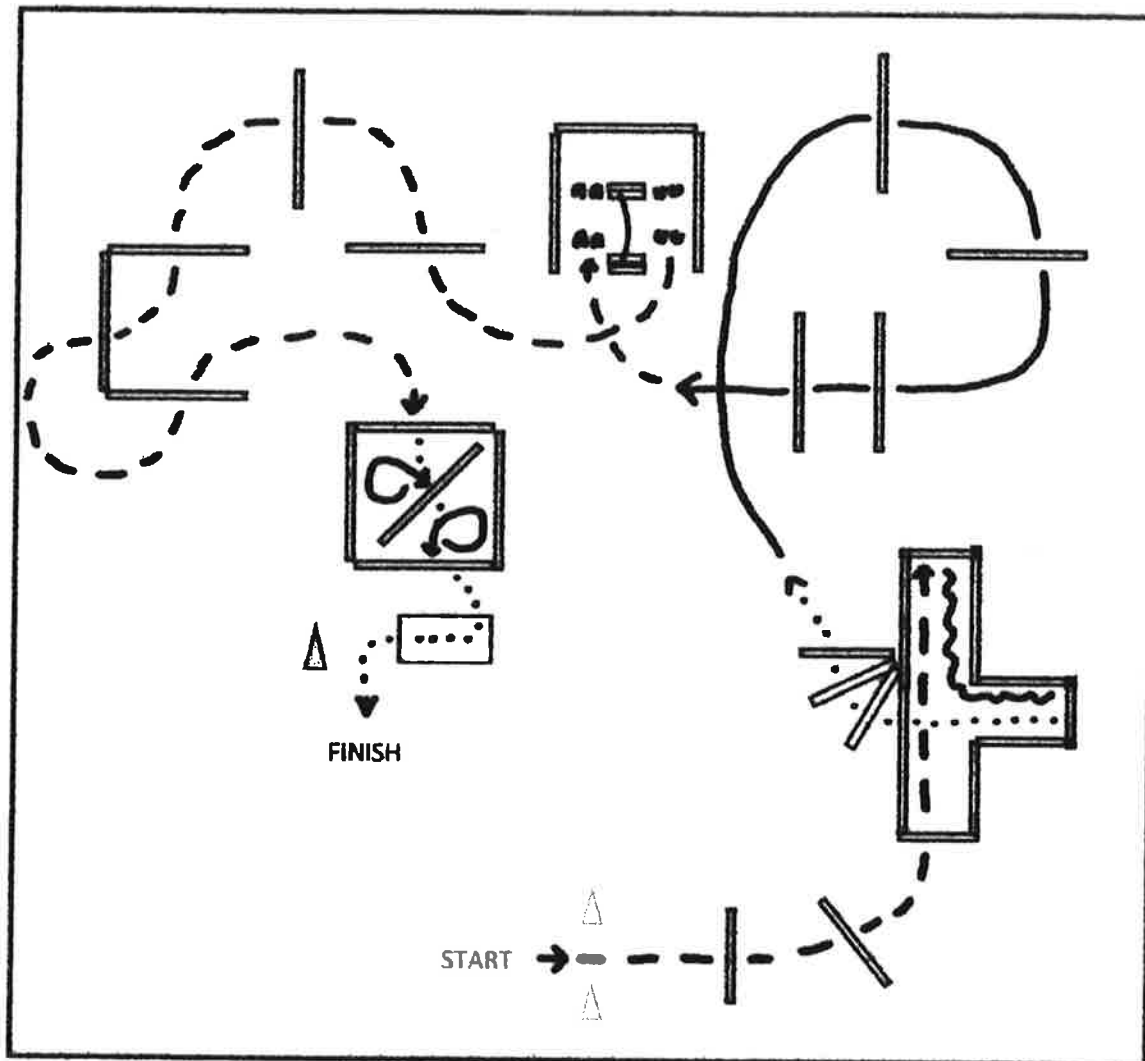


Start between Cones

1. Jog into chute
2. Back L
3. Walk out over poles
4. Lope right lead over fan poles
5. Break to walk, walk to gate, work gate – right hand WALK through
6. Walk away from gate, jog over poles and up to box
7. Walk into 1st triangle and turn around to right
8. Walk through 2nd triangle
9. Walk over bridge

2018 VPHC Color Classic Futurity Show

Open, Youth, Amateur, SPB (and All-Age Futurity)

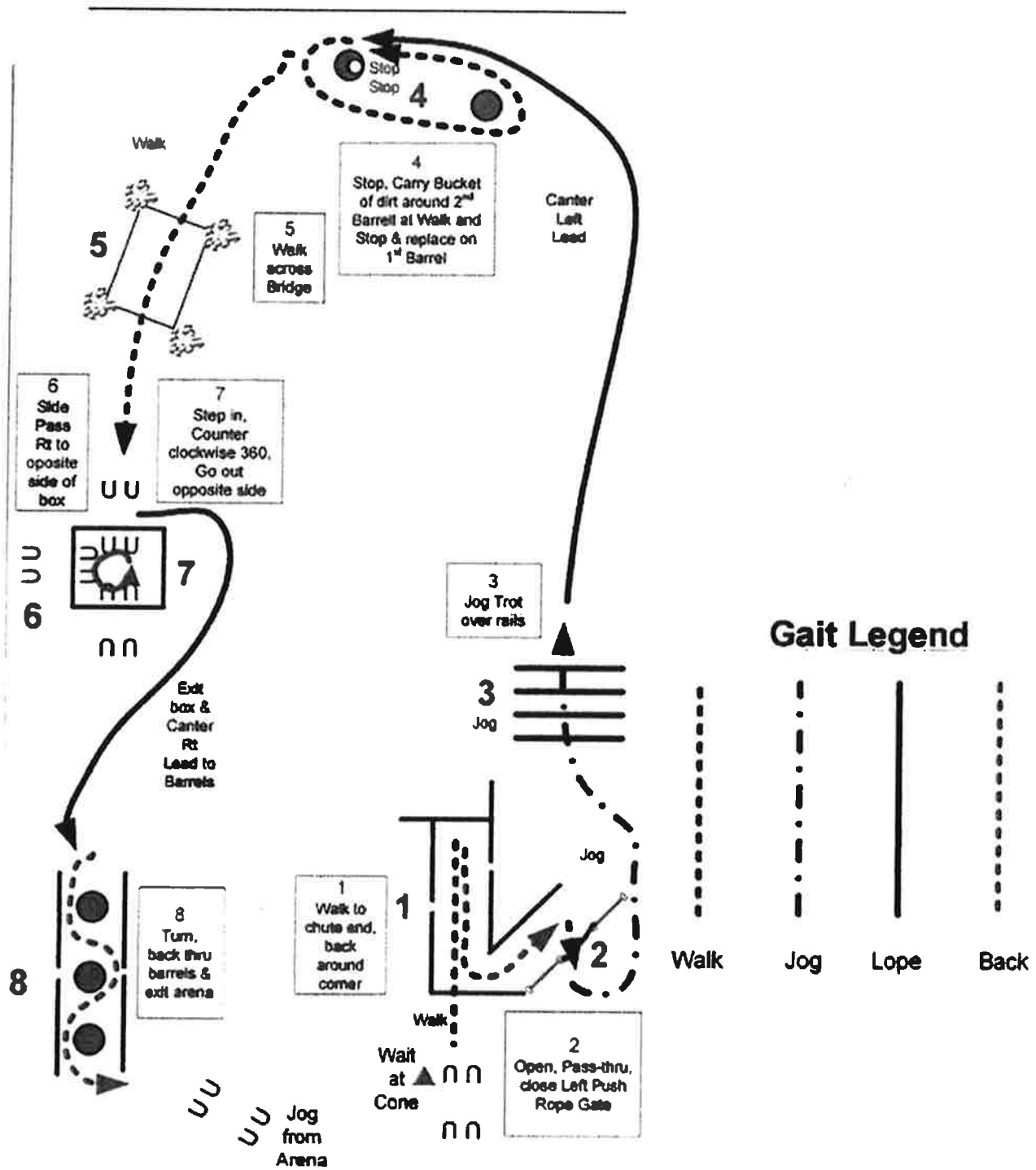


Start between Cones

1. Jog into chute
2. Back L
3. Walk out over poles
4. Lope right lead over fan poles
5. Break to jog, jog to gate, work gate -- right hand BACK through
6. Jog away from gate, over poles and up to box
7. Walk into 1st triangle and turn around to right
8. Walk into 2nd triangle and turn around to left
9. Walk over bridge

2018 VPHC Color Classic Futurity Show

All Ranch Trail



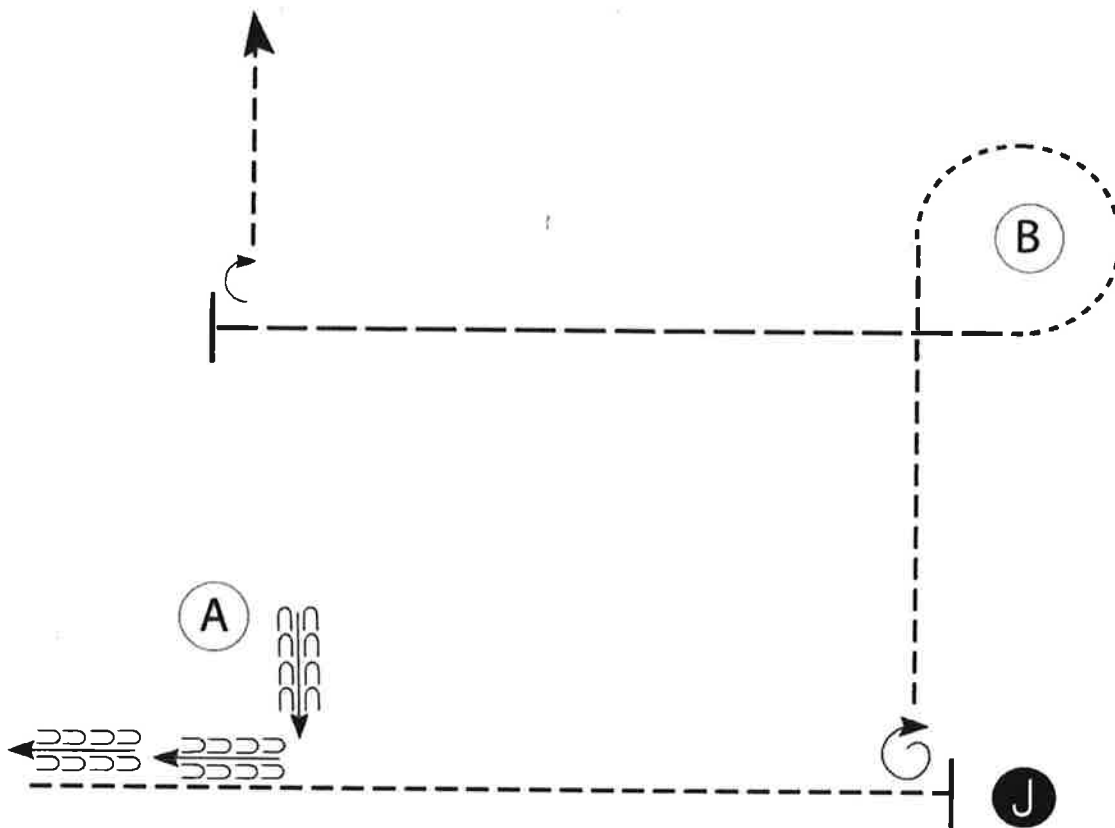
2018 Virginia Color Classic

Showmanship (Youth – Amateur – SPB)

Show Date: October 19-21, 2018

w w w . H o r s e S h o w P a t t e r n s . c o m

w w w . H o r s e S h o w P a t t e r n s . c o m



Be ready at A.

1. When acknowledged, back around A as shown then trot to Judge.
2. Stop and set up for inspection.
3. Perform a 1 3/4 turn and trot to B.
4. Break to a walk and walk around B.
5. Extended trot until even with A.
6. Stop and perform a 1/4 turn and trot to exit.

Walk - - - - -
Trot - · - · -
Back ← ← ←
Marker (B)
Judge (J)

[S/3-110]

Pattern Provided by:
Pam Scott & Associates

2018 Virginia Color Classic

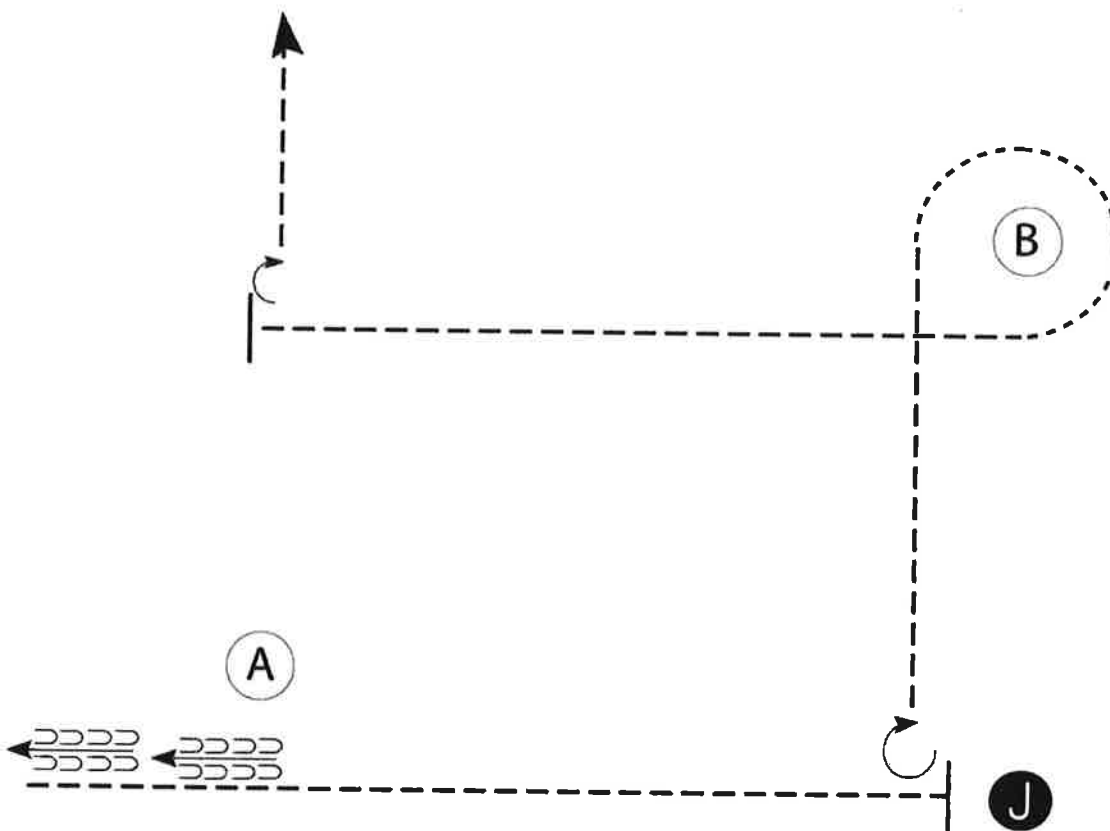
Showmanship (Novice Youth / Novice Amateur)

Show Date: October 19-21, 2018

All Breed Youth/Open

www.HorseShowPatterns.com

www.HorseShowPatterns.com



Be ready at A.

1. When acknowledged, back approximately one horse length at A as shown then trot to Judge.
2. Stop and set up for inspection.
3. Perform a 3/4 turn and trot to B.
4. Break to a walk and walk around B.
5. Trot until even with A.
6. Stop and perform a 1/4 turn and trot to exit.

- Walk -----
- Trot - - - - -
- Back ← [wavy arrows]
- Marker (B)
- Judge (J)

[S/2-110]

Pattern Provided by:

Pam Scott & Associates

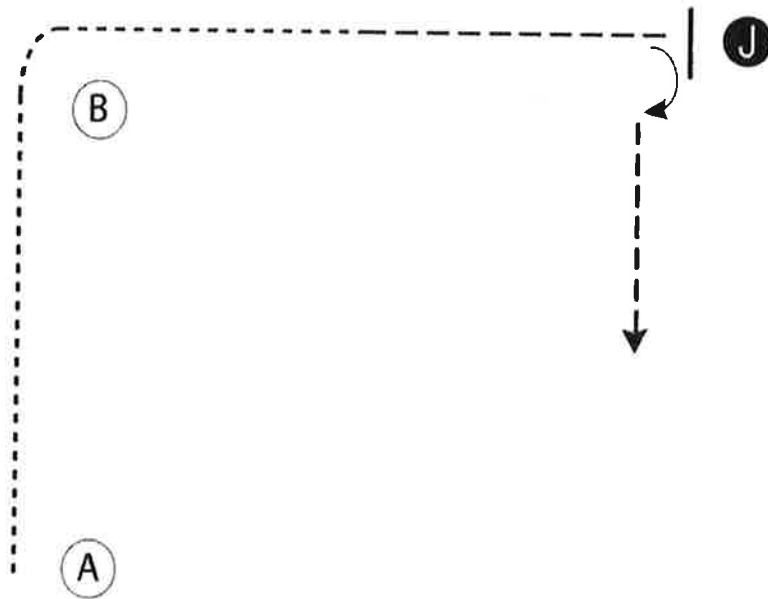
2018 Virginia Color Classic

Showmanship (Walk-Trot) - AMT W/T – Walk Only

Show Date: October 19-21, 2018

www.HorseShowPatterns.com

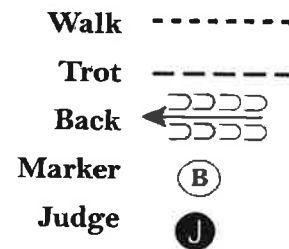
www.HorseShowPatterns.com



Be ready at A.

1. Walk from A around B and half way to the Judge.
2. Trot to the Judge and set up for inspection.
3. When dismissed, perform a 90 degree turn and trot straight away from the Judge.

Follow the instructions of your ring steward.



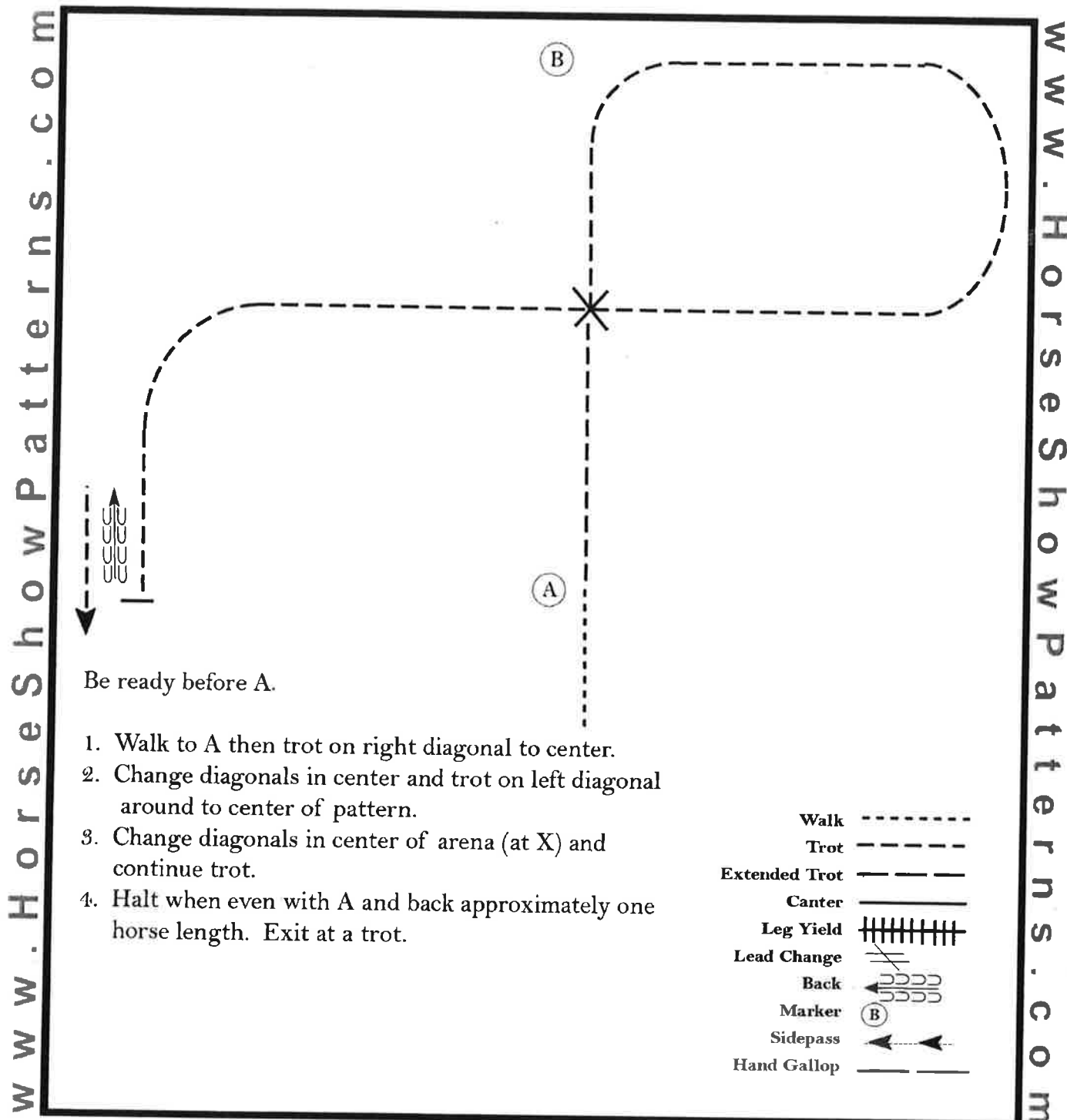
[S/WT-33]

Pattern Provided by:
Pam Scott & Associates

2018 Virginia Color Classic

Hunt Seat Equitation (Walk-Trot)

Show Date: October 19-21, 2018



[HSE/WT-113]

Pattern Provided by:

Pam Scott & Associates

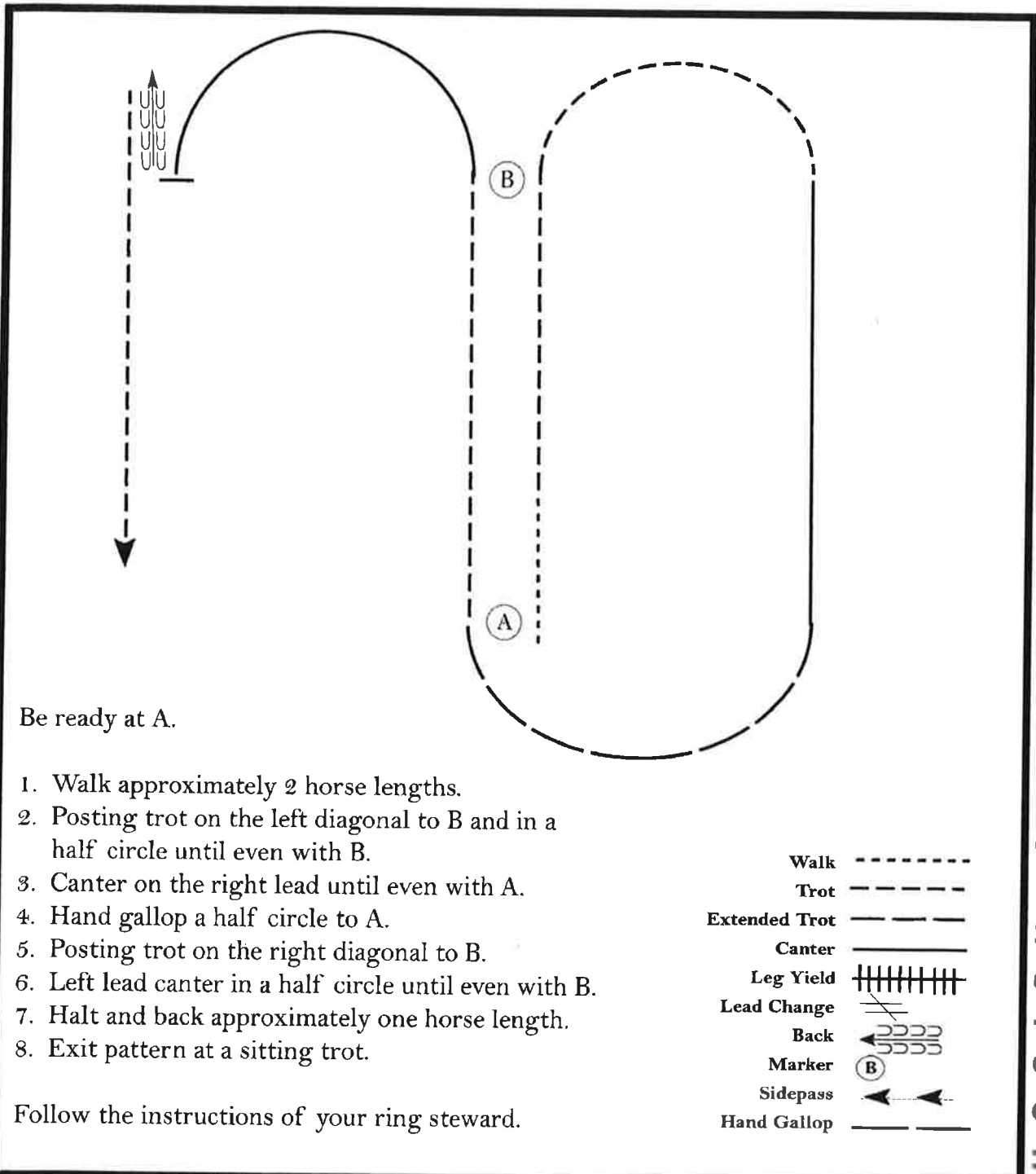
2018 Virginia Color Classic

Hunt Seat Equitation (Youth – Amateur – SPB)

Show Date: October 19-21, 2018

www.HorseShowPatterns.com

www.HorseShowPatterns.com



Be ready at A.

1. Walk approximately 2 horse lengths.
2. Posting trot on the left diagonal to B and in a half circle until even with B.
3. Canter on the right lead until even with A.
4. Hand gallop a half circle to A.
5. Posting trot on the right diagonal to B.
6. Left lead canter in a half circle until even with B.
7. Halt and back approximately one horse length.
8. Exit pattern at a sitting trot.

Follow the instructions of your ring steward.

Walk	-----
Trot	- - - - -
Extended Trot	-----
Canter	-----
Leg Yield	
Lead Change	↘
Back	←←←←←
Marker	ⓑ
Sidepass	←←←←←
Hand Gallop	-----

[HSE/3-56]

Pattern Provided by:
Pam Scott & Associates

2018 Virginia Color Classic

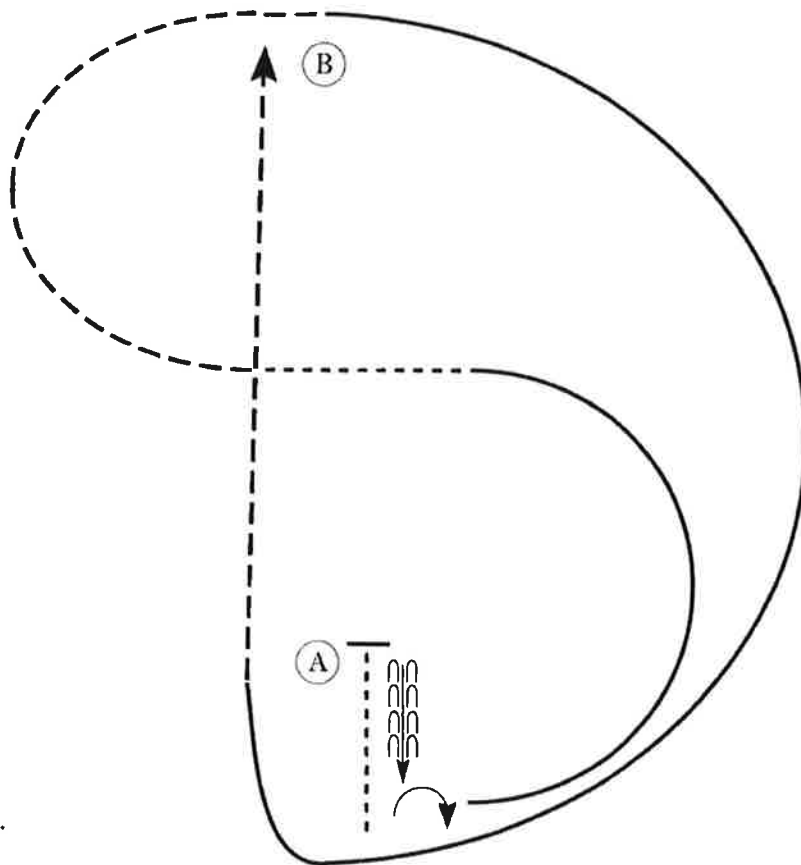
Hunt Seat Equitation (Novice Youth / Novice Amateur)

Show Date: October 19-21, 2018

All-Breed Youth/Open

www.HorseShowPatterns.com

www.HorseShowPatterns.com



Be ready before A.

1. Walk to A, stop and back approximately one horse length.
2. Perform a 90 degree forehand turn right.
3. Canter on the left lead in a half circle to center of pattern.
4. Walk 2-3 horse lengths.
5. Sitting trot in a half circle to B.
6. Canter on the right lead to and around A.
7. Trot on the left diagonal to B.

Pattern is over once you pass B.

Walk	-----
Trot	- - - - -
Extended Trot	-----
Canter	=====
Leg Yield	
Lead Change	↘↙
Back	←←←←← →→→→→
Marker	Ⓚ
Sidepass	←-----←
Hand Gallop	-----

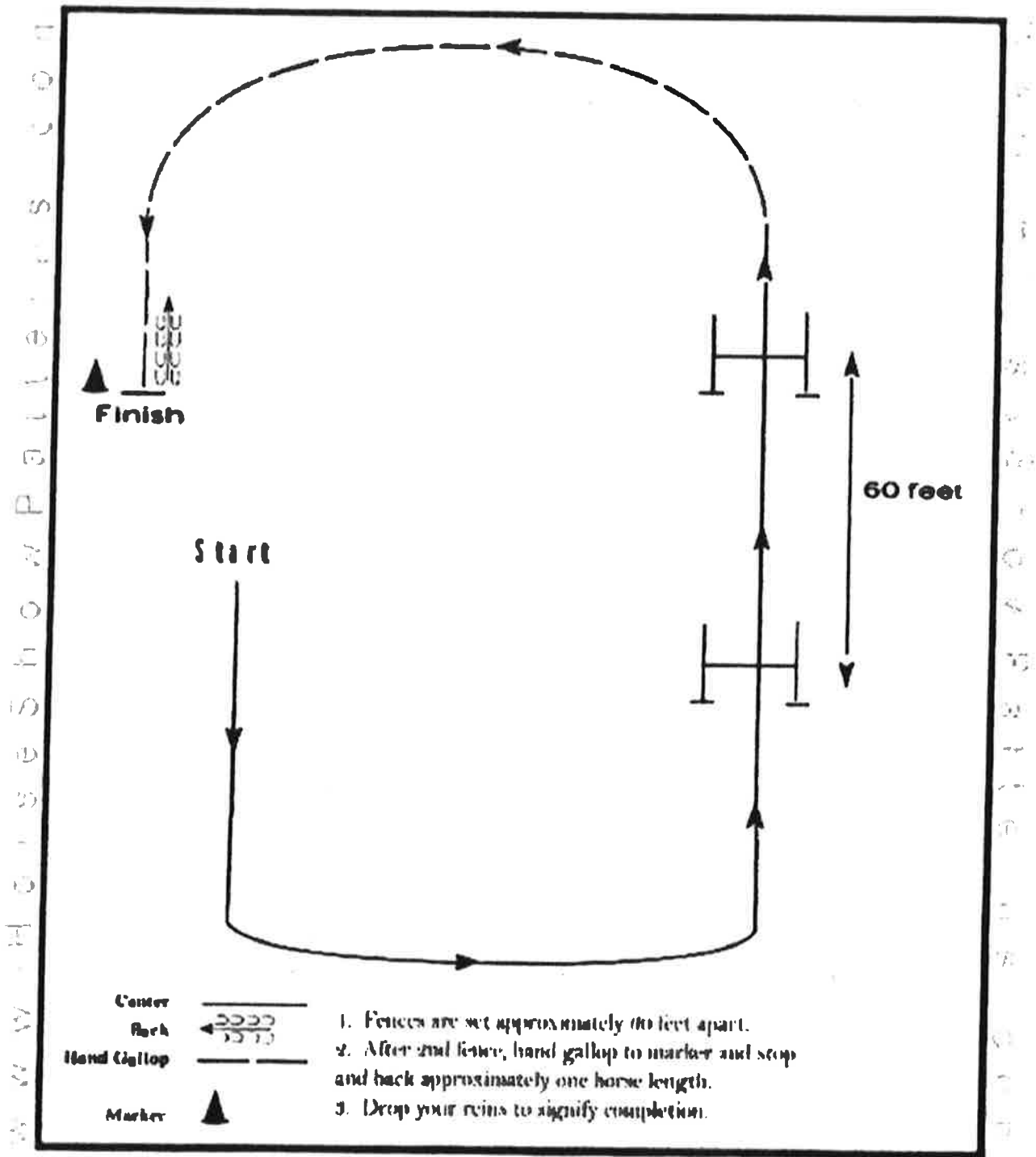
[HSE/2-67]

Pattern Provided by:

Pam Scott & Associates

2018 VPHC Color Classic Futurity Show

Hunter Hack (All)



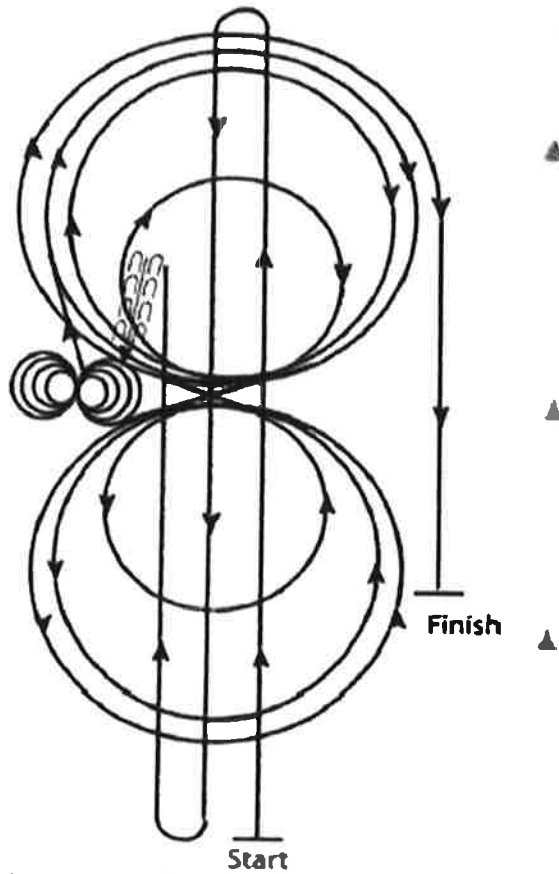
Pattern Provided by:

(HH/60-6)

All Reining Classes

W W W . H O R S E S H O W P A T T E R N S . C O M

W W W . H O R S E S H O W P A T T E R N S . C O M

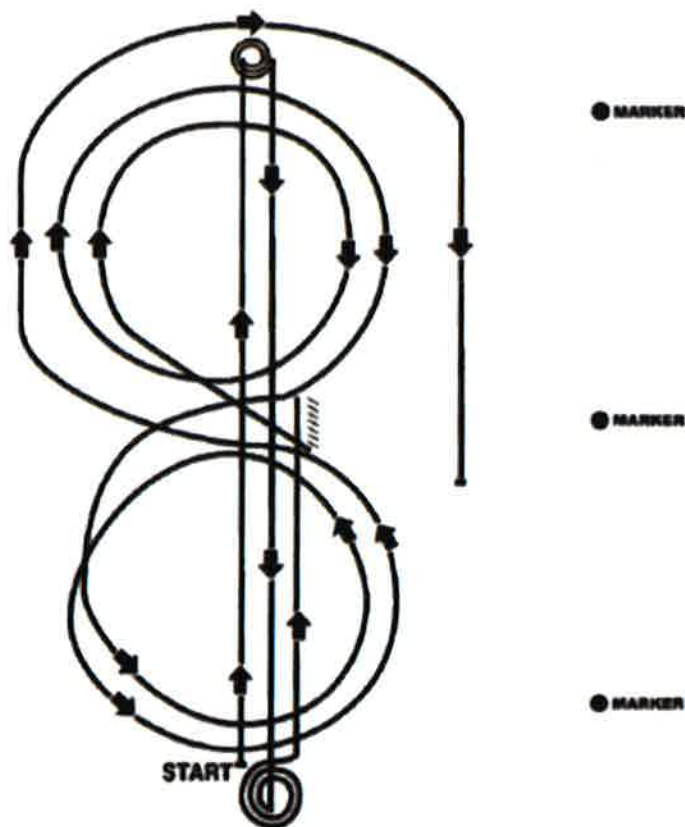


1. Run at speed to the far end of the arena past the end marker and do a left rollback - no hesitation.
2. Run to the opposite end of the arena past the end marker and do a right rollback - no hesitation.
3. Run past the center marker and do a sliding stop. Back up to the center of the arena at least ten feet (3m). Hesitate.
4. Complete four spins to the right.
5. Complete four and one-quarter spins to the left so that horse is facing left wall or fence. Hesitate.
6. Beginning on the right lead, complete three circles to the right: the first two circles large and fast; the third circle small and slow. Change leads at the center of the arena.
7. Complete three circles to the left: the first two circles large and fast; the third circle small and slow. Change leads at the center of the arena.
8. Begin a large fast circle to the right but do not close this circle. Run straight down the right side of the arena past the center marker and do a sliding stop at least twenty feet (6.09m) from the wall or fence. Hesitate to demonstrate completion of the pattern. Rider may drop bridle to the designated judge.

[R/AQHAP-7]

Pattern Provided by:

Stock Horse Reining Pattern 4



Mandatory Marker along Fence or Wall

The judge shall indicate with markers on arena fence or wall the center of pattern.

Ride pattern as follows:

1. Run up center of arena past the end marker and come to a sliding stop
2. Complete 3 1/2 spins to the left
3. Run down to other end of arena, past the end marker and come to a sliding stop.
4. Complete 3 1/2 spins to the right
5. Run past the center marker and stop.
6. Back at least 10 feet in a straight line
7. Complete 1/4 turn to the left, hesitate. Begin on right lead. Complete two circles to the right, the first one small and slow, the second large and fast. Change to left lead
8. Complete one small and slow circle then one large and fast circle. Change to right lead.
9. Run around end of arena to the other side, past the center marker, at least 20 feet from the fence and come to a sliding stop
10. Hesitate to complete pattern

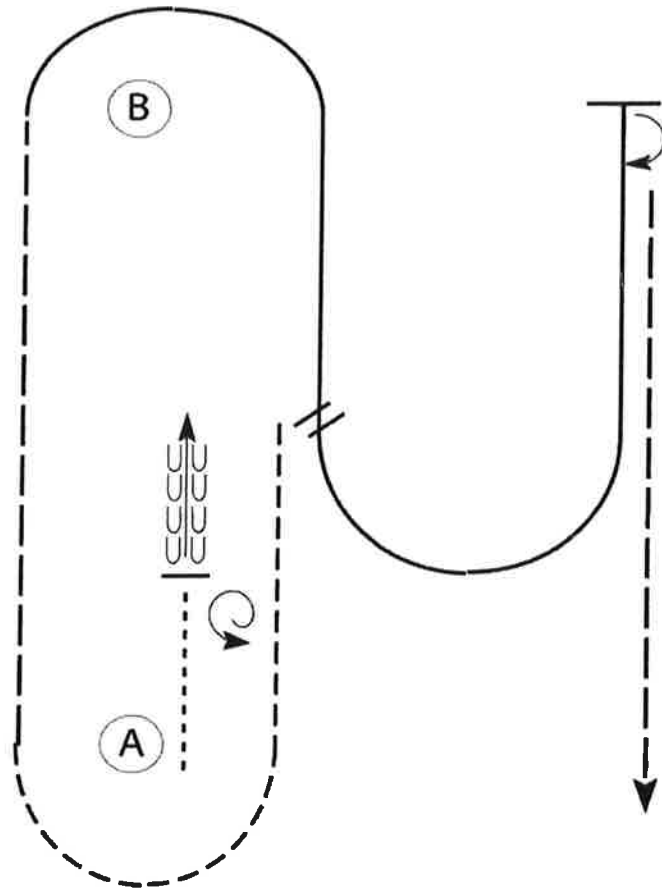
2018 Virginia Color Classic

Western Horsemanship (Youth – Amateur – SPB)

Show Date: October 19-21, 2018

www.HorseShowPatterns.com

www.HorseShowPatterns.com



Be ready at A.

1. Walk approximately two horse lengths forward.
Stop and perform a 1 1/2 turn left.
2. Back approximately two horse lengths then jog to and around A.
3. Extend the jog to B.
4. Right lead lope around B and halfway to A.
5. Change leads and lope a half circle until even with B.
6. Stop and perform a 180 degree turn to the right and extend the jog to finish.

Walk
Jog	-----
Extended Jog	-----
Lope	————
Lead Change	———/———
Back	←.....
Marker	Ⓚ

[WH/3-118]

Pattern Provided by:
Pam Scott & Associates

2018 Virginia Color Classic

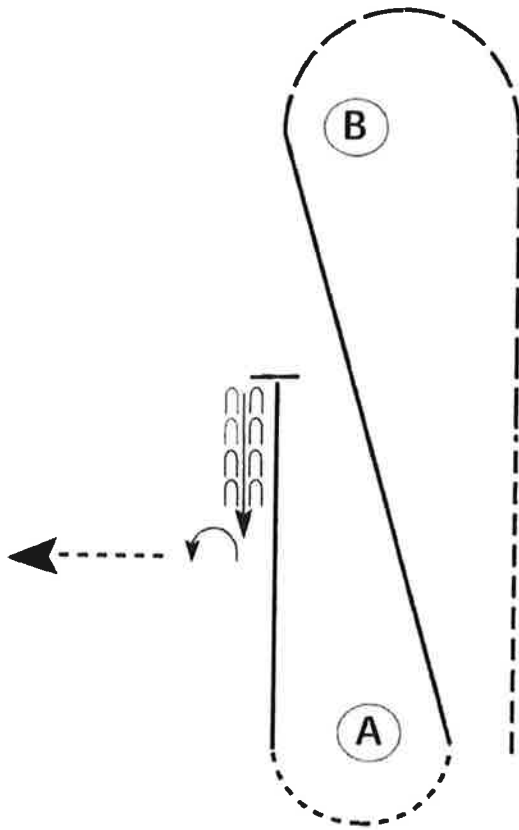
Western Horsemanship (Novice Youth / Novice Amateur)

Show Date: October 19-21, 2018

All-Brad Youth/Open

www.HorseShowPatterns.com

www.HorseShowPatterns.com



Be ready at A.

1. Jog halfway to B.
2. Extend the jog to and around B.
3. Lope on the left lead diagonally back to A.
4. Walk around A.
5. Lope on the right lead halfway to B.
6. Stop and back approximately two horse lengths.
7. Perform a 1/4 turn to the left.
8. Walk straight away.

Follow the instructions of your ring steward.

- Walk -----
- Jog - - - - -
- Extended Jog - - - - -
- Lope | | | | |
- Lead Change
- Back
- Marker (B)

[WH/2-86]

Pattern Provided by:
Pam Scott & Associates

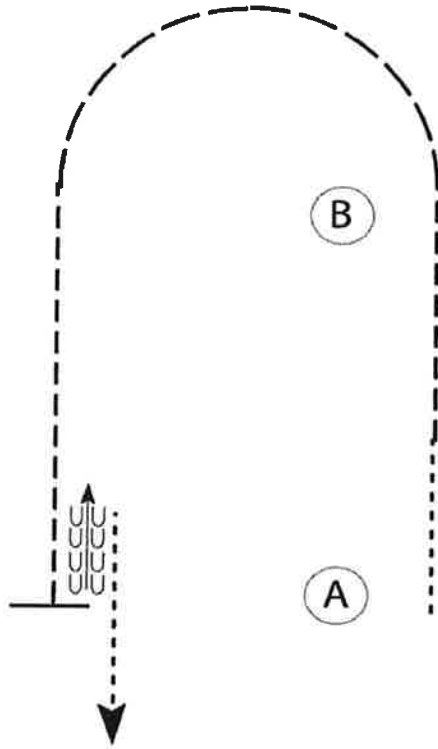
2018 Virginia Color Classic

Western Horsemanship (Walk-Trot)

Show Date: October 19-21, 2018

www.HorseShowPatterns.com

www.HorseShowPatterns.com



Be ready at A.

1. When acknowledged, walk two horse lengths from A.
2. Jog to B.
3. Extended jog in a half circle until even with B.
4. Jog until even with A.
5. Stop even with A and back approximately one horse length.
6. Exit pattern at a walk.

Follow the instructions of your ring steward.

Walk
Jog	-----
Extended Jog	-----
Lope	
Lead Change	///
Back	← 55555
Marker	⊙ B

[WH/WT-83]

Pattern Provided by:
Pam Scott & Associates

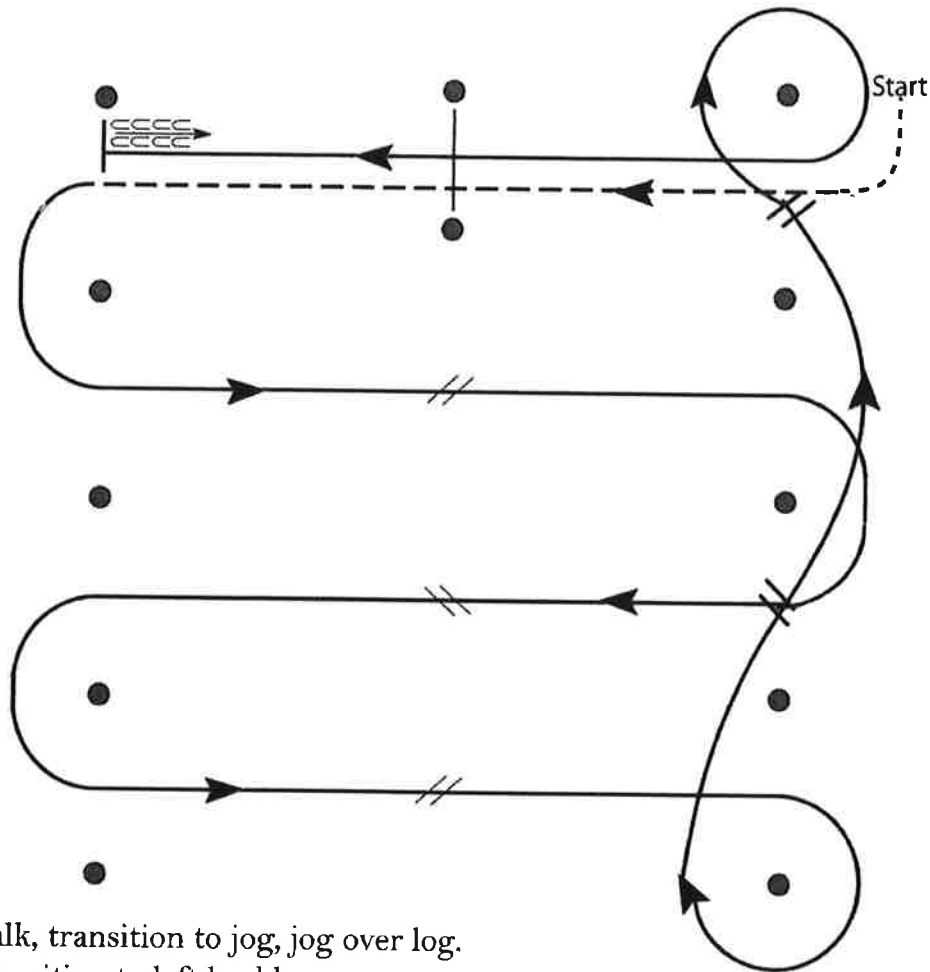
2018 Virginia Color Classic

Western Riding (Green)

Show Date: October 19-21, 2018

w w w . H o r s e S h o w P a t t e r n s . c o m

w w w . H o r s e S h o w P a t t e r n s . c o m



1. Walk, transition to jog, jog over log.
2. Transition to left lead lope.
3. First crossing change.
4. Second crossing change.
5. Third crossing change.
6. Circle and first line change.
7. Second line change and circle.
8. Lope log.
9. Stop and back.

[WR/GP-2]

Pattern Provided by:

Pam Scott & Associates

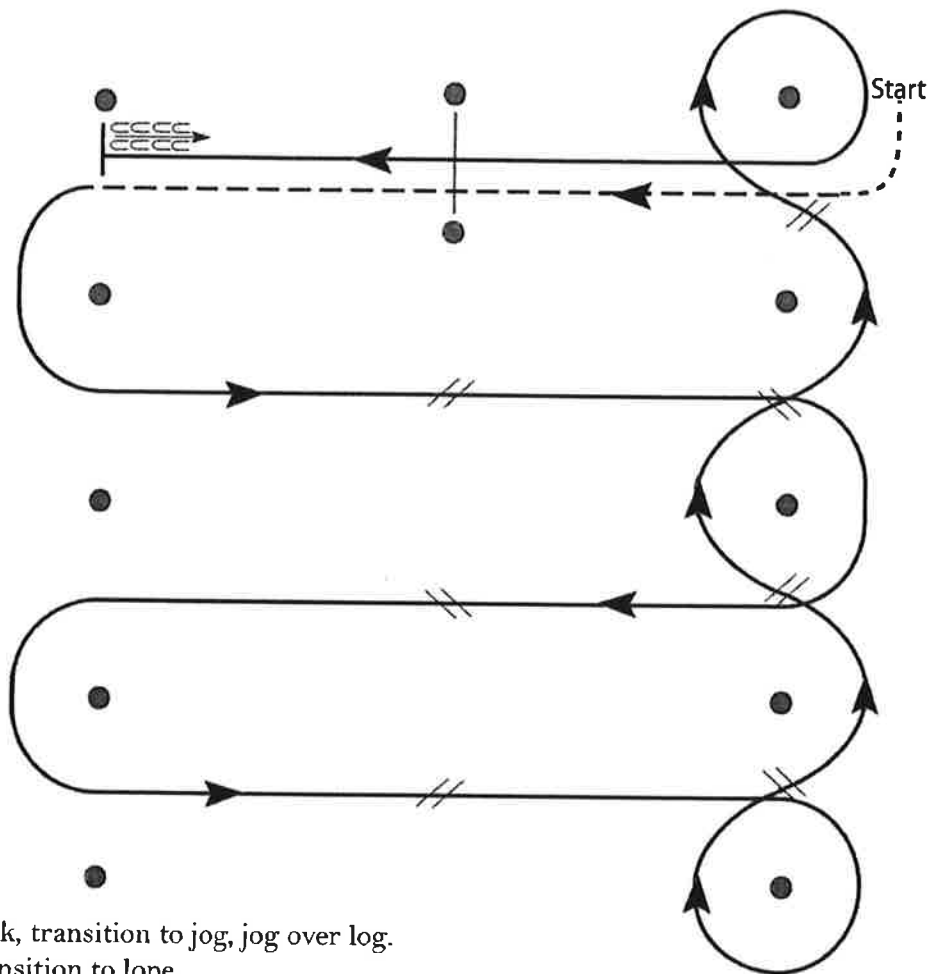
2018 Virginia Color Classic

Western Riding (Open - Youth - Amateur)

Show Date: October 19-21, 2018

w w w . H o r s e S h o w P a t t e r n s . c o m

w w w . H o r s e S h o w P a t t e r n s . c o m



1. Walk, transition to jog, jog over log.
2. Transition to lope.
3. First crossing change.
4. Second crossing change.
5. Third crossing change.
6. Circle and first line change.
7. Second line change.
8. Third line change.
9. Fourth line change and circle.
10. Lope log.
11. Lope, stop and back.

[WR/OP-2]

Pattern Provided by:
Pam Scott & Associates

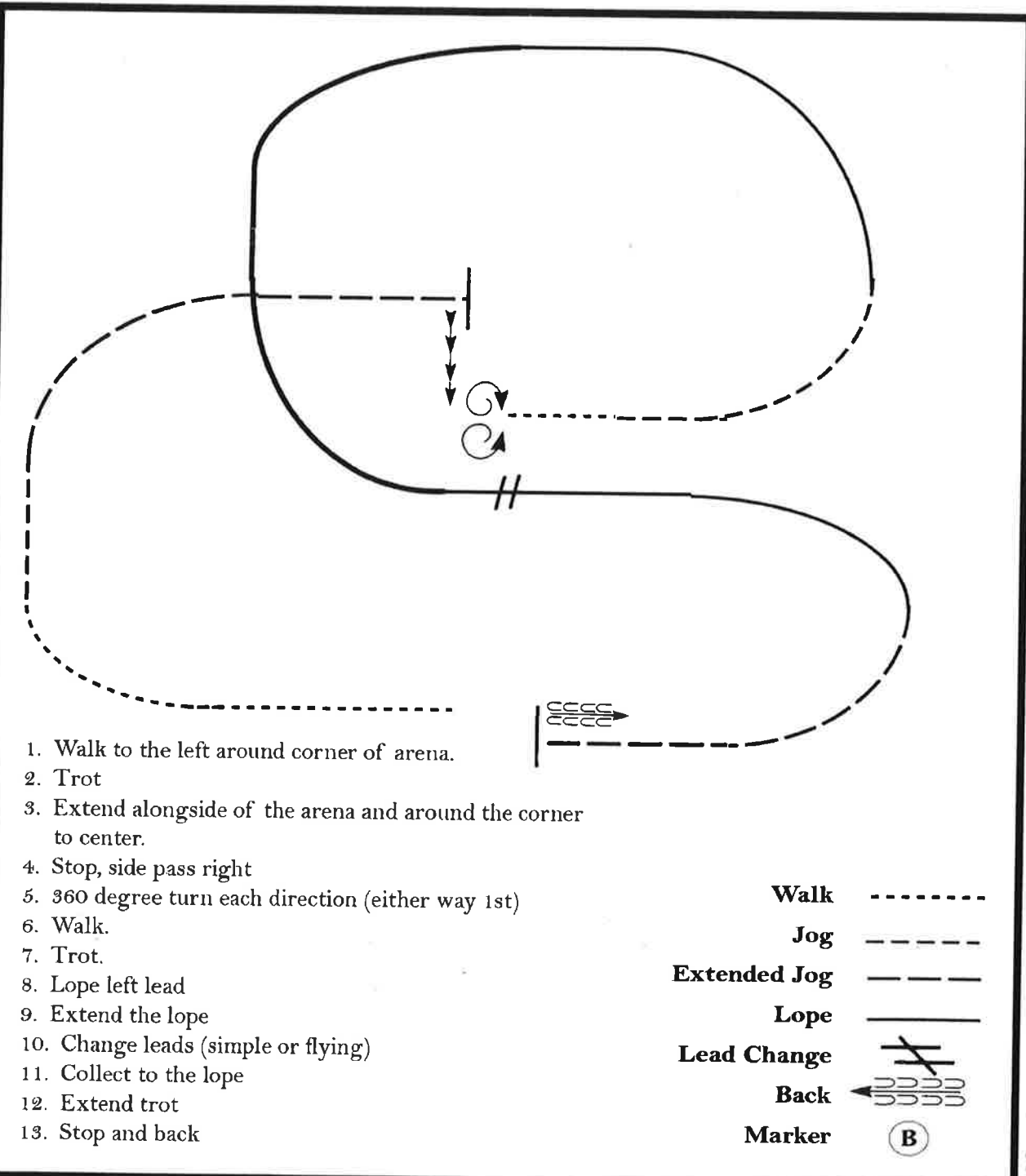
2018 Virginia Color Classic

Ranch Riding

Show Date: October 19-21, 2018

www.HorseShowPatterns.com

www.HorseShowPatterns.com



1. Walk to the left around corner of arena.
2. Trot
3. Extend alongside of the arena and around the corner to center.
4. Stop, side pass right
5. 360 degree turn each direction (either way 1st)
6. Walk.
7. Trot.
8. Lope left lead
9. Extend the lope
10. Change leads (simple or flying)
11. Collect to the lope
12. Extend trot
13. Stop and back

Walk	-----
Jog	- - - - -
Extended Jog	— — — — —
Lope	
Lead Change	⌘
Back	←
Marker	Ⓚ

[RR/3]

Pattern Provided by:
Pam Scott & Associates